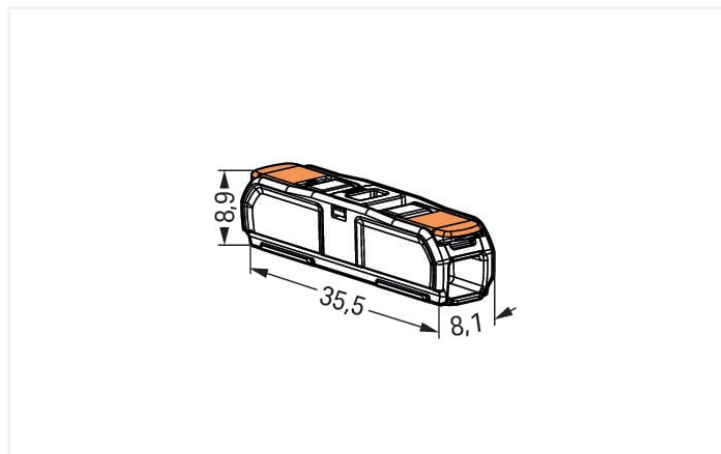



Data Sheet | Item Number: 221-2411

Inline splicing connector with levers; for all conductor types; max. 4 mm²; 2-conductor; transparent housing; Transparent cover; Surrounding air temperature: max 85°C (T85); 4,00 mm²; transparent

<https://www.wago.com/221-2411>



Color: transparent

This connector is suitable for worldwide installations.

- Inline connection of solid, stranded and fine-stranded conductors from 0.2 to 4 mm² (24–16 AWG)
- Slim design saves space in tight areas
- Tool-free connection and disconnection thanks to convenient lever technology
- Use a mounting carrier for fixed and multi-pole wiring

Electrical data

| Ratings per | EN 60664 | | |
|----------------------|----------|-----|-------|
| Overvoltage category | III | III | II |
| Pollution degree | 3 | 2 | 2 |
| Nominal voltage | - | - | 450 V |
| Rated surge voltage | - | - | 4 kV |
| Rated current | - | - | 32 A |

Ratings per UL

| | |
|--------------------------------|-------|
| Rated voltage UL (Use Group C) | 600 V |
| Rated current UL (Use Group C) | 20 A |

Connection data

| | |
|-------------------|---|
| Connection points | 2 |
|-------------------|---|

Connection 1

| | |
|---------------------------------|---|
| Connection technology | CAGE CLAMP® |
| Actuation type | Lever |
| Connectable conductor materials | Copper |
| Solid conductor | 0.2 ... 4 mm ² / 20 ... 14 AWG |
| Stranded conductor | 0.2 ... 2.5 mm ² / 18 ... 14 AWG |
| Fine-stranded conductor | 0.2 ... 4 mm ² / 18 ... 14 AWG |
| Strip length | 11 mm / 0.43 inches |

Physical data

| | |
|--------|------------------------|
| Width | 8.1 mm / 0.319 inches |
| Height | 8.9 mm / 0.35 inches |
| Depth | 35.5 mm / 1.398 inches |

Material data

| | |
|-------------------------------|--|
| Note (material data) | Information on material specifications can be found here |
| Color | transparent |
| Cover color | transparent |
| Material group | IIIa |
| Insulation material | Polycarbonate (PC) |
| Flammability class per UL94 | V2 |
| Fire load | 0.057 MJ |
| Actuator color | orange |
| Weight of insulation material | 0.84 g |
| Weight | 2.3 g |

Environmental requirements

| | |
|----------------------------------|-----------------|
| Continuous operating temperature | -60 ... +105 °C |
|----------------------------------|-----------------|

Commercial data

| | |
|-----------------------|---------------|
| ETIM 8.0 | EC000446 |
| ETIM 7.0 | EC000446 |
| PU (SPU) | 600 (60) pcs |
| Packaging type | Box |
| Country of origin | CH |
| GTIN | 4066966102666 |
| Customs tariff number | 85369010000 |

Environmental Product Compliance

| | |
|------------------------|-------------------------|
| RoHS Compliance Status | Compliant, No Exemption |
|------------------------|-------------------------|

Approvals / Certificates

General approvals



| Approval | Standard | Certificate Name |
|---|----------|------------------|
| CCA DEKRA Certification B.V. | EN 60998 | NTR NL-7990 |
| ENEC 05 DEKRA Certification B.V. | EN 60998 | 71-127529 |
| UL Underwriters Laboratories Inc. | UL 486C | E69654 |

Approvals for marine applications



| Approval | Standard | Certificate Name |
|-----------------------|----------|------------------|
| LR Lloyds Register | EN 60998 | LR22207029TA |

Downloads

Environmental Product Compliance

Compliance Search

Environmental Product Compliance 221-2411

CAD/CAE-Data

CAD data

2D/3D Models 221-2411

CAE data

EPLAN Data Portal 221-2411

ZUKEN Portal 221-2411

1 Compatible Products

1.1 Optional Accessories

1.1.1 General accessories

1.1.1.1 Moisture protection



Item No.: 207-1375
Gelbox; Durchgangsverbindung; für Aderleitungen; mit Gel; Serie 221, max. 4mm²-Klemmen; ohne Verbindungsklemmen; Größe 3; grau



Item No.: 207-1372
Gelbox; inline connection; for cables; with gel; 221 Series; max. 4 mm² connectors; without splicing connectors; Size 1; gray



Item No.: 207-1373
Gelbox; inline connection; for cables; with gel; 221 Series; max. 4 mm² connectors; without splicing connectors; Size 2; gray

1.1.2 Installation

1.1.2.1 Mounting accessories



Item No.: 221-2501
Mounting carrier with strain relief; 1-way; for inline splicing connector with lever; for screw mounting; gray



Item No.: 221-2511
Mounting carrier with strain relief; 1-way; for inline splicing connector with lever; with snap-in mounting foot; gray



Item No.: 221-2502
Mounting carrier with strain relief; 2-way; for inline splicing connector with lever; for screw mounting; gray



Item No.: 221-2512
Mounting carrier with strain relief; 2-way; for inline splicing connector with lever; with snap-in mounting foot; gray



Item No.: 221-2503
Mounting carrier with strain relief; 3-way; for inline splicing connector with lever; for screw mounting; gray



Item No.: 221-2513
Mounting carrier with strain relief; 3-way; for inline splicing connector with lever; with snap-in mounting foot; gray



Item No.: 221-2504
Mounting carrier with strain relief; 4-way; for inline splicing connector with lever; for screw mounting; gray



Item No.: 221-2514
Mounting carrier with strain relief; 4-way; for inline splicing connector with lever; with snap-in mounting foot; gray



Item No.: 221-2505
Mounting carrier with strain relief; 5-way; for inline splicing connector with lever; for screw mounting; gray



Item No.: 221-2515
Mounting carrier with strain relief; 5-way; for inline splicing connector with lever; with snap-in mounting foot; gray



Item No.: 221-2521
Mounting carrier; 1-way; for inline splicing connector with lever; for screw mounting; gray



Item No.: 221-2531
Mounting carrier; 1-way; for inline splicing connector with lever; with snap-in mounting foot; gray



Item No.: 221-2522
Mounting carrier; 2-way; for inline splicing connector with lever; for screw mounting; gray



Item No.: 221-2532
Mounting carrier; 2-way; for inline splicing connector with lever; with snap-in mounting foot; gray



Item No.: 221-2523
Mounting carrier; 3-way; for inline splicing connector with lever; for screw mounting; gray



Item No.: 221-2533
Mounting carrier; 3-way; for inline splicing connector with lever; with snap-in mounting foot; gray

1.1.2.1 Mounting accessories



Item No.: 221-2524

Mounting carrier; 4-way; for inline splicing connector with lever; for screw mounting; gray



Item No.: 209-123

Mounting foot with screw; can be screwed on terminal blocks with fixing flange; 6.4 mm wide; gray



Item No.: 221-2534

Mounting carrier; 4-way; for inline splicing connector with lever; with snap-in mounting foot; gray



Item No.: 209-1116

Mounting foot with screw; for DIN-15 rail; can be screwed on terminal blocks with fixing flange; 6.5 mm wide; gray



Item No.: 221-2525

Mounting carrier; 5-way; for inline splicing connector with lever; for screw mounting; gray



Item No.: 209-120

Mounting foot; can be snapped on terminal blocks with snap-in mounting foot; for mounting on relay-modules; 6.4 mm wide; gray



Item No.: 221-2535

Mounting carrier; 5-way; for inline splicing connector with lever; with snap-in mounting foot; gray



Item No.: 209-1115

Mounting foot; for DIN-15 rail; can be snapped on terminal blocks with snap-in mounting foot; 6.5 mm wide; gray

1.1.3 Marking

1.1.3.1 Marking strip



Item No.: 210-834

Marking strips; on reel; 5 mm wide; plain; Self-adhesive; white

Installation Notes

Conductor termination



Push up the lever to open the clamping unit and insert the conductor.




Push the lever back down.

Installation




Place the inline splicing connector on the carrier in front of the mounting position.




Push the connector to the center position until it snaps into place.


Application



Perfect for test setups



Simple extension of lines



Lighting connection in suspended ceilings



Multi-pole, fixed lighting fixture wiring