

Product Information

made
in
Germany


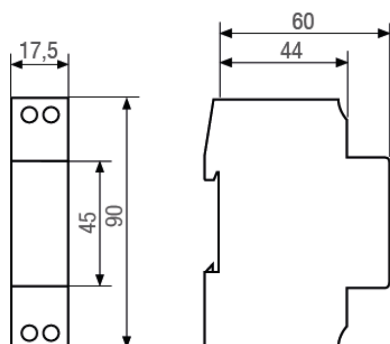
Analogues DIN-Rail Time Switch

Part No. CTS-160

APPLICATIONS:

- Advertising lighting
- Shop window lighting
- Water treatment
- Pump control

DIMENSIONS:



CE



TECHNICAL DATA:

Electrical Data	
Supply Voltage	DC 130V AC 230V \pm 10% 50-60Hz
Current Output	Switch contact, potential-free
Current Capacity - Resistive Load - AC1	16A/250V AC
Current Capacity - Inductive load cos.phi 0.6 - AC3	4A/250V AC
Load Incandescent Bulb	1.000W
Power Consumption	1VA
Accuracy	2,5 \pm Second/Day at 20°C
Power Connection	
Device	Screw terminal with wire protection max. 4mm ² Captive latching screw

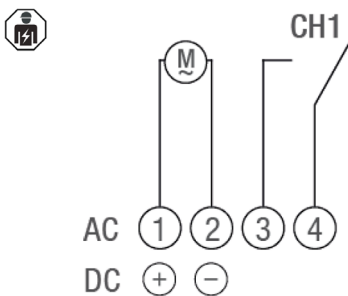
In support of our policy of continuous product improvement we reserve the right to change materials and specifications without notice. Drawings, where used, are not to scale. All dimensions are in millimetres and sizes given are approximate. Where possible, technical MSDS data sheets are made available on the website. All products should be installed and used in accordance with manufacturer's instructions provided. Warning: products may be the subject of registered designs and patents. Refer to website for terms and conditions on warranty.

Product Information



Operating Specifications	
Manual Switch	Automatic mode Fix ON
Channels	1
Tampering Protection	Lead-sealable
Program	Daily program (ON/OFF)
Display and Format	
Shortest Switching Time	ON/OFF 30 Minutes
Operating Conditions	
Temperature (Operation)	-20°C - +55°C
General Specifications	
Number of Modules	1
Colour	Grey
Weight	110g
Dimensions	45 x 17, 5 x 60mm
Mounting	DIN Rail
Compliance with Standards	
Protection Type	IP20
Protection Class	II, according to corresponding mounting
Approval Mark	CE, GOST, VDE
Standards and Guidelines	EN 60730-1, EN 60730-2-7

CIRCUIT DIAGRAM:



In support of our policy of continuous product improvement we reserve the right to change materials and specifications without notice. Drawings, where used, are not to scale. All dimensions are in millimetres and sizes given are approximate. Where possible, technical MSDS data sheets are made available on the website. All products should be installed and used in accordance with manufacturer's instructions provided. Warning: products may be the subject of registered designs and patents. Refer to website for terms and conditions on warranty.