

## Product data sheet

### Characteristics

# MX9C122540

Contacteur, MAX9, 4 NO, 25A, Ue=415VAC, Uc=240VAC, 2 modules



### Main

Range	MAX9
Product or component type	Contacteur
Device application	Control circuit
Poles description	4P
[Ie] rated operational current	25 A AC-7A
Pole contact composition	4 NO
Network type	AC
Utilisation category	AC-7A
Control type	Remote control
[Uc] control circuit voltage	240 V AC 50 Hz

### Complementary

Network frequency	50 Hz
[Ue] rated operational voltage	415 V AC 50 Hz
Maximum power	1.6 W at 415 V AC 50 Hz
[Ui] rated insulation voltage	500 V AC 50 Hz conforming to EN 61095
[Uimp] rated impulse withstand voltage	2.5 kV
Switching frequency	100 switching operations/day
Hold-in power consumption in VA	4.6 VA
Inrush power in VA	34 VA
Mounting mode	Clip-on
Mounting support	35 mm symmetrical DIN rail
Comb busbar and distribution block compatibility	NO
9 mm pitches	4
Height	85 mm
Width	36 mm
Depth	63 mm
Net weight	240 g
Colour	White (RAL 9003)
Mechanical durability	1000000 cycles
Electrical durability	100000 cycles 240 V 63 A AC 50 Hz
Connections - terminals	Power: tunnel type terminal1 cable(s) 1.5...4 mm <sup>2</sup> flexible Power: tunnel type terminal2 cable(s) 1.5...2.5 mm <sup>2</sup> flexible Power: tunnel type terminal1 cable(s) 1.5...6 mm <sup>2</sup> rigid Power: tunnel type terminal2 cable(s) 1.5...2.5 mm <sup>2</sup> rigid Control: tunnel type terminal1 cable(s) 0.5...4 mm <sup>2</sup> flexible Control: tunnel type terminal2 cable(s) 0...2.5 mm <sup>2</sup> flexible Control: tunnel type terminal1 cable(s) 0.5...6 mm <sup>2</sup> rigid Control: tunnel type terminal2 cable(s) 0...2.5 mm <sup>2</sup> rigid
Tightening torque	0.8 N.m
Wire stripping length	10 mm
Product compatibility	No auxiliary

The information provided in this documentation contains general descriptions and/or technical characteristics of the performance of the products contained herein. This documentation is not intended as a substitute for and is not to be used for determining suitability or reliability of these products for specific user applications. It is the duty of any such user or integrator to perform the appropriate and complete risk analysis, evaluation and testing of the products with respect to the relevant specific application or use thereof. Neither Schneider Electric Industries SAS nor any of its affiliates or subsidiaries shall be responsible or liable for misuse of the information contained herein.

Market segment	Residential
Temperature derating table	40 °C ( 25 A ) 50 °C ( 23.8 A ) 60 °C ( 20 A )






## Environment

Quality labels	RCM
Noise level	30 dB
Heat dissipation	5.6 W at 50 Hz
IP degree of protection	IP20 (modular enclosure) conforming to IEC 60529
Pollution degree	2
Overvoltage category	III
Tropicalisation	Severity B
Relative humidity	95 % at 55 °C
Operating altitude	2000 m
Ambient air temperature for operation	-5...70 °C
Ambient air temperature for storage	-40...70 °C

## Packing Units

Unit Type of Package 1	PCE
Number of Units in Package 1	1
Package 1 Weight	269.8 g
Package 1 Height	3.8 cm
Package 1 width	11.1 cm
Package 1 Length	12.1 cm
Unit Type of Package 2	S03
Number of Units in Package 2	42
Package 2 Weight	11.832 kg
Package 2 Height	30 cm
Package 2 width	30 cm
Package 2 Length	40 cm
Unit Type of Package 3	BB1
Number of Units in Package 3	6
Package 3 Weight	1.619 kg
Package 3 Height	11.6 cm
Package 3 width	12.8 cm
Package 3 Length	25.2 cm

## Offer Sustainability

REACH Regulation	 <a href="#">REACH Declaration</a>
EU RoHS Directive	Compliant  <a href="#">EU RoHS Declaration</a>
Mercury free	Yes
RoHS exemption information	 <a href="#">Yes</a>
China RoHS Regulation	 <a href="#">China RoHS Declaration</a>
Environmental Disclosure	 <a href="#">Product Environmental Profile</a>