



Pushbutton, 22 mm, round, plastic, black, pushbutton, flat, momentary contact type, with holder, 1 NO, screw terminal

product brand name	SIRIUS ACT
product designation	Pushbuttons
design of the product	Complete unit
product type designation	3SU1
product line	Plastic, black, 22 mm
manufacturer's article number	
<ul style="list-style-type: none"> • of supplied contact module at position 1 • of the supplied holder • of the supplied actuator 	3SU1400-1AA10-1BA0 3SU1500-0AA10-0AA0 3SU1000-0AB10-0AA0
number of command points	1
Actuator	
design of the actuating element	Button, flat
principle of operation of the actuating element	momentary contact type
product extension optional light source	No
color of the actuating element	black
material of the actuating element	plastic
shape of the actuating element	round
outer diameter of the actuating element	29.45 mm
number of contact modules	1
Front ring	
product component front ring	Yes
design of the front ring	Standard
material of the front ring	plastic
color of the front ring	black
Holder	
material of the holder	Plastic
Display	
number of LED modules	0
General technical data	
product function positive opening	No
product component light source	No
insulation voltage rated value	500 V
degree of pollution	3
type of voltage of the operating voltage	AC/DC
surge voltage resistance rated value	6 kV
protection class IP	IP66, IP67, IP69(IP69K)
<ul style="list-style-type: none"> • of the terminal 	IP20

degree of protection NEMA rating	1, 2, 3, 3R, 4, 4X, 12, 13
shock resistance	sinusoidal half-wave 50g / 11 ms Category 1, Class B
<ul style="list-style-type: none"> • acc. to IEC 60068-2-27 • for railway applications acc. to DIN EN 61373 	
vibration resistance	10 ... 500 Hz: 5g Category 1, Class B
<ul style="list-style-type: none"> • acc. to IEC 60068-2-6 • for railway applications acc. to DIN EN 61373 	
operating frequency maximum	3 600 1/h
mechanical service life (switching cycles) typical	10 000 000
electrical endurance (switching cycles) typical	10 000 000
thermal current	10 A
reference code acc. to IEC 81346-2	S
continuous current of the C characteristic MCB	10 A; for a short-circuit current smaller than 400 A
continuous current of the quick DIAZED fuse link	10 A
continuous current of the DIAZED fuse link gG	10 A
Substance Prohibitance (Date)	01.10.2014 00:00:00
operating voltage	5 ... 500 V 5 ... 500 V 5 ... 500 V
<ul style="list-style-type: none"> • at AC <ul style="list-style-type: none"> — at 50 Hz rated value — at 60 Hz rated value 	
<ul style="list-style-type: none"> • at DC rated value 	
Power Electronics	
contact reliability	One maloperation per 100 million (17 V, 5 mA), one maloperation per 10 million (5 V, 1 mA)
Auxiliary circuit	
design of the contact of auxiliary contacts	Silver alloy
number of NC contacts for auxiliary contacts	0
number of NO contacts for auxiliary contacts	1
Connections/ Terminals	
type of electrical connection of modules and accessories	Screw-type terminal
type of connectable conductor cross-sections	2x (0.5 ... 0.75 mm ²) 2x (1.0 ... 1.5 mm ²) 2x (0.5 ... 1.5 mm ²) 2x (1.0 ... 1.5 mm ²) 2x (18 ... 14)
<ul style="list-style-type: none"> • solid with core end processing 	
<ul style="list-style-type: none"> • solid without core end processing 	
<ul style="list-style-type: none"> • finely stranded with core end processing 	
<ul style="list-style-type: none"> • finely stranded without core end processing 	
<ul style="list-style-type: none"> • at AWG cables 	
tightening torque of the screws in the bracket	1 ... 1.2 N·m
tightening torque with screw-type terminals	0.8 ... 0.9 N·m
Ambient conditions	
ambient temperature	-25 ... +70 °C -40 ... +80 °C
<ul style="list-style-type: none"> • during operation • during storage 	
environmental category during operation acc. to IEC 60721	3M6, 3S2, 3B2, 3C3, 3K6 (with relative air humidity of 10 ... 95 %, no condensation in operation permitted for all devices behind front panel)
Installation/ mounting/ dimensions	
fastening method	front panel mounting
<ul style="list-style-type: none"> • of modules and accessories 	Front plate mounting
height	40 mm
width	30 mm
shape of the installation opening	round
mounting diameter	22.3 mm
positive tolerance of installation diameter	0.4 mm
mounting height	11 mm
installation width	29.5 mm
installation depth	49.7 mm
Certificates/ approvals	
General Product Approval	Declaration of Conformity



[Miscellaneous](#)

Test Certificates

Marine / Shipping

[Special Test Certificate](#)

[Type Test Certificates/Test Report](#)



Marine / Shipping

other



[Confirmation](#)

Further information

Information- and Downloadcenter (Catalogs, Brochures,...)

<https://www.siemens.com/ic10>

Industry Mall (Online ordering system)

<https://mall.industry.siemens.com/mall/en/en/Catalog/product?mlfb=3SU1100-0AB10-1BA0>

Cax online generator

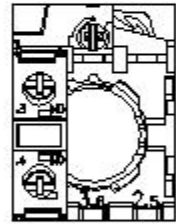
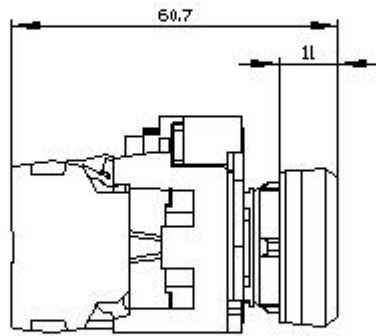
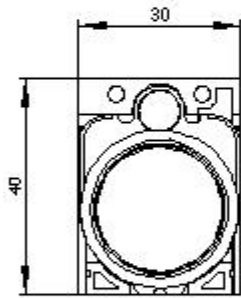
<http://support.automation.siemens.com/WW/CAXorder/default.aspx?lang=en&mlfb=3SU1100-0AB10-1BA0>

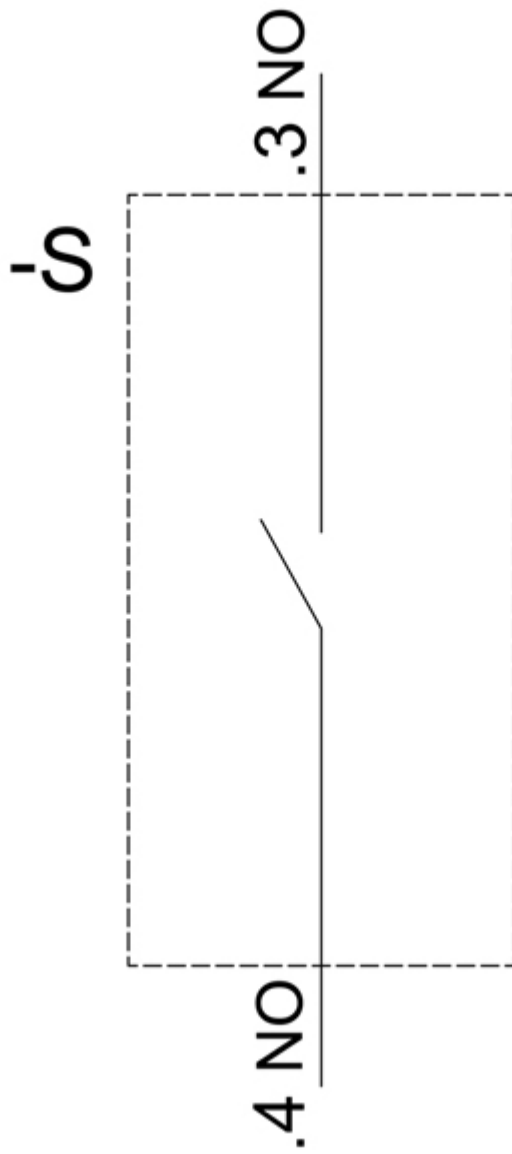
Service&Support (Manuals, Certificates, Characteristics, FAQs,...)

<https://support.industry.siemens.com/cs/ww/en/ps/3SU1100-0AB10-1BA0>

Image database (product images, 2D dimension drawings, 3D models, device circuit diagrams, EPLAN macros, ...)

http://www.automation.siemens.com/bilddb/cax_de.aspx?mlfb=3SU1100-0AB10-1BA0&lang=en





last modified:

7/14/2021 