



PRODUCT INFORMATION

WEIGHT RANGE	0.87kg - 1.1kg
LIGHT SOURCE	High Power LED Chips
LENS	Ceramic Pixel
HOUSING	UV Stabilised Plastic with Metal Plate Bracket
FRAME COLOUR	Black, White
IP RATING	IP65 (Water Proof)
OPERATING TEMP	-25°C to 50°C

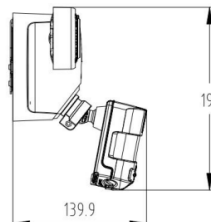
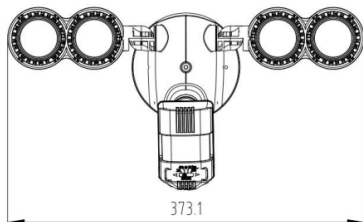
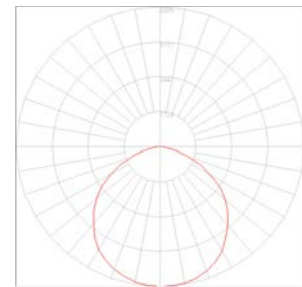
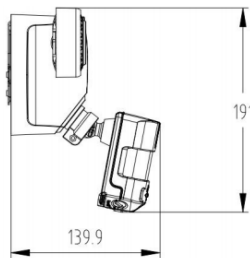
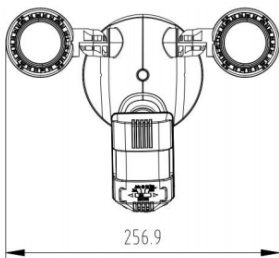
TECHNICAL SPECIFICATIONS

INPUT VOLTAGE	100-240VAC, 50/60Hz
DIMMABLE	Non Dimmable
LIFESPAN	30,000 hours to L70
POWER	15W & 30W
BEAM ANGLE	120° + Adjustable & Rotatable Arms
LUMINOUS EFFICACY	120lm/W post optics
CRI	80
CCT	5,000K Cool White
WORKING MODES	<p>Test Mode: Proof sensor is working - 5 seconds any movement.</p> <p>Auto Mode: Light activated for 1-10mins when motion sensor detects movement, only at night.</p> <p>On Time Mode: Light works during daytime and night time via the on/off switch</p> <p>D2D (Dusk to Dawn): Lights will turn on automatically at night and off at dawn</p>



SCHEMATIC OF SECURITY LIGHTS

BEAM ANGLE 120°



TYPICAL APPLICATIONS



PRODUCT CODE	POWER	OUTPUT* (LUMENS)	LENGTH (MM)	WIDTH (MM)	DEPTH (MM)	BODY COLOUR
PolarisS-S15W-B	15W	1,800lm	257	73	120	Black
PolarisS-S15W-W	15W	1,800lm	257	73	120	White
PolarisS-S30W-B	30W	3,600lm	373	73	120	Black
PolarisS-S30W-W	30W	3,600lm	373	73	120	White