


SMOKE ALARM

WIRELESS WALL CONTROLLER



Replaceable
Battery



RF Wireless
Built-in



MODEL: RACP

Key Information

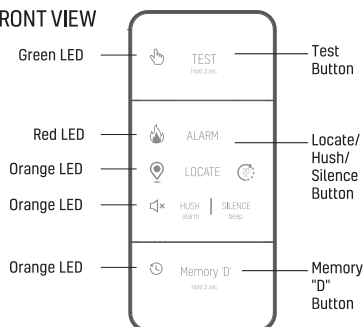
Product or component
Device application

Wireless Controller
Simple
and Quick Testing,
Silencing and Locating
Triggered Alarms

Colour
Quantity
Packaging Type

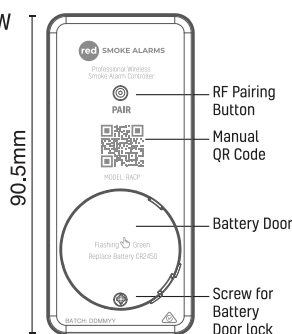
White
1
Carton

FRONT VIEW



41mm

BACK VIEW



90.5mm



The information provided in this documentation contains general descriptions and/or technical characteristics of the performance of the products contained herein. This documentation is not intended as a substitute for and is not to be used for determining suitability of reliability of these products for specific user applications. It is the duty of any such user or integrator to perform the appropriate and complete risk analysis, evaluation and testing of the products with respect to the relevant specific application or use thereof. Neither Red Smoke Alarms PTY. LTD nor any of its affiliates or subsidiaries shall be responsible or liable for misuse of the information contained herein.

Power Supply	Replaceable Battery
Battery Type	3V Lithium Battery (CR2450)
Battery Life	2 YR
Function	Test Alarms Hush/Silence Alarms Locate Triggered Alarm Activate Alarm Memory
Control Type	Button for Test/ Locate/ Hush/ Silence / Memory Function
Number of Devices	Wireless Interconnected up to 40 Pieces
Radio Frequency	433.92 MHz
Compatible Devices	R240 (combined with RWB2) R240RC (combined with RWB2) RFMDUAL (combined with RFMOD) R240P (combined with RFMOD) RSDUALP (combined with RFMOD) RSDUALPB (combined with RFMOD) R10RF R10RFP
Operating Distance	30M Indoor Use Line of Sight 100M in Free Field
Local Signal	1 Red LED every 1 SEC (Detected Triggered Alarm) Fire Alarm Mode (Red LED + Orange Locate LED flashing) Locate Mode (Red LED + Orange Locate LED turn solid) Hush Mode (Red LED + Orange Hush/Silence LED turn solid) Silence Mode (Orange Hush/Silence LED turn solid) Memory "D" Mode (Orange Memory LED turn solid)
Type of Installation	Indoor
Device Mounting	Surface
Mounting Support	Wall-mount
Fixing Type	By screws or by adhesive
Dimension	Controller: 40 x 90 x 18 MM Mounting Base: 80 x 120 x 15 MM
Ambient Air Temperature for Operation	0°C to 40°C
Relative Humidity	15-95% (Non-Condensing)
Test Standard	AS/NZS 4268:2017 Amd 1 :2021 AS/NZS 62368.1 :2022 AS/NZS 2772.2:2015 Amd 1 :2018

