



SOL SL9726 - 10/42W


IP65 LED weatherproof batten with dual colour selections and power

Application

Commercial or industrial ceiling or suspended mount applications requiring IP65 and IK08 performance

Design Specifications

- Dual colour selections Blue or Green, Red or Amber
- Rounded profile design, robust polycarbonate body and UV stabilized polycarbonate diffuser
- 301 Stainless steel clips & screws, 20mm cable gland entry
- Integral constant current non-dimmable LED driver, with dual power selections
- Optional (non-dim) corridorSTANDBY functions available
- Wavelength / CCT - Blue: 450 - 470 nm, Green: 510 - 530 nm, Amber: 1800 K, Red: 615 - 635 nm







Performance

- Dimmable - **OPTIONAL**
- In Built Sensor - **OPTIONAL**
- Sensor Type - **MICROWAVE**



Technical Specification

Product	Model No.	Input Voltage (V/AC)	Multiple Wattage	Beam Angle (°)	Body Colour	Dim (mm)
	SL9726/20BU/GN	240	10/20	120	BLUE/GREEN	642(L) x 118(W) x 77(H)
	SL9726/20AM/RD	240	10/20	120	AMBER/RED	642(L) x 118(W) x 77(H)
	SL9726/40BU/GN	240	20/42	120	BLUE/GREEN	1251(L) x 118(W) x 77(H)
	SL9726/40AM/RD	240	20/42	120	AMBER/RED	1251(L) x 118(W) x 77(H)

Product orders are subject to a MOQ

Due to continued product and technology enhancements, data sourced from sal.net.au shall not form part of any contract and or technical performance guarantee unless expressly confirmed in writing by SAL at the time of order. Products are sold in accordance with [SAL Terms and Conditions of sale](#) and all images shown are for illustration purposes only and may vary from the actual colour or finish. Unless specifically stated, all IP ratings nominated for Interior products are from "below the ceiling".