






REMOTE CONTROL

PLEASE NOTE: The remote handset cannot be used either simultaneously or in conjunction with a wall controller. Unless otherwise advised by Martec.



FAN + LED LIGHT ONLY MODEL	
	Fan off only.
	Sleep Mode: turns on the fan at an extra lower speed to create a gentle breeze.
Fan Speeds	Speed button 1=lowest airflow level, 6= highest airflow level
	Wind Mode: airflow level 1-6 changes randomly to feel the breeze (designed for the elderly and children).
	TURBO SPEED: Maximize breeze and airflow with a noise level of 51db and 500rpm.
1h/4h/8h	Preset timer for fan and light to stop automatically. E.g. if timer set at 1h and then 4h, fan will stop at 4h. Setting default to last press. To engage time this has to be last button pressed after selecting speed, pushing any other button after selecting timer will cancel it.
	Light on/off.
CCT	Changeable colour temperature, 2700K (warm white) up to 6000K (cool white).
+/-	+ = increase light brightness, - = decrease light brightness.