

ELECTRIC

HOME

DESIGN



 **CLIPSAL**

Schneider
 Electric

Discover a new world of possibilities with Electric Home Design

Deciding to build or renovate your home and make it truly your own is an exciting step and we're here to help you discover the incredible possibilities for unlocking your home's potential.

In this magazine, we'll help you to plan and budget, provide guidance on the best electrical solutions for each room, and offer ideas and inspiration to help make your home a place that you'll never want to leave. From the kitchen to the home office, bedrooms to bathrooms, and every space in between; whether you love décor and style inspiration, or you want your home to be smart and respond intuitively to your lifestyle.

It's really useful to make notes as you discover products and solutions that you like, so you can have them ready when you sit down with your electrician to create your electrical plan.

Clipsal has proudly been in Aussie homes, delivering world-leading electrical innovations, for over 100 years. We know that choosing the right electrical solutions for your lifestyle has a huge impact on how you live in and enjoy your home. Clever decisions made now can help you create a flexible home and save you time and additional costs down the track.



Imagine living in a home that's seamlessly connected and truly reflects you. A home that doesn't just fit into your busy life, but enhances it. A home where every detail is considered and shows off your style, your personality, your taste. A haven that's intuitive, smart and adaptable, with abundant power points and lighting and temperature control that can be customised to suit the time of day. A space for impressive entertaining and a memory-making place that connects the people in it today and grows with you well into tomorrow. This is Electric Home Design from Clipsal.

contents

22

GETTING STARTED

- 04 PLANNING AND BUDGETING
- 06 SMART HOMES
- 08 SWITCHES AND POWER POINTS

THE ROOMS

- 12 ENTRANCE, HALLWAY AND STAIRS
- 14 LIVING ROOM
- 16 KITCHEN
- 18 DINING ROOM
- 20 BATHROOM
- 22 HOME OFFICE
- 24 BEDROOM
- 26 KID'S BEDROOM
- 28 LAUNDRY
- 30 GARAGE
- 32 OUTDOOR

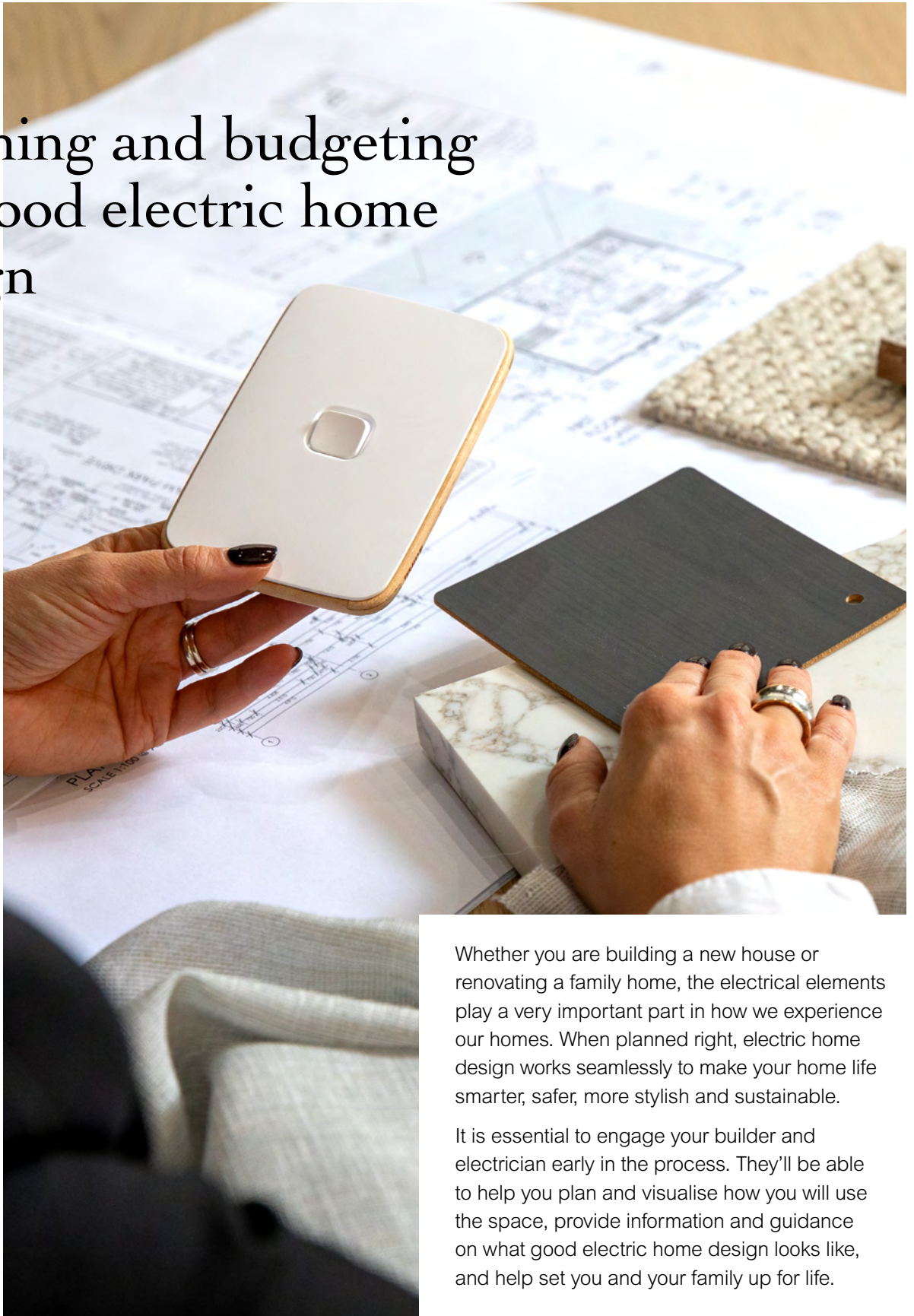


20

CATALOGUE

- 34 WISH LIST
- 36 AIR MOVEMENT, HEATING AND LIGHTING
- 37 WISER™ SMART HOME
- 38 SAFETY
- 38 EV CHARGERS
- 38 ICONIC® OUTDOOR
- 39 ICONIC®
- 40 ICONIC® ESSENCE
- 41 ICONIC® STYL
- 42 PICTOGRAM ROCKERS
- 43 SOLIS™
- 44 SOLIS™ T SERIES
- 45 SATURN™ ZEN
- 46 METAL PLATE

Planning and budgeting for good electric home design



Whether you are building a new house or renovating a family home, the electrical elements play a very important part in how we experience our homes. When planned right, electric home design works seamlessly to make your home life smarter, safer, more stylish and sustainable.

It is essential to engage your builder and electrician early in the process. They'll be able to help you plan and visualise how you will use the space, provide information and guidance on what good electric home design looks like, and help set you and your family up for life.

1 | Finding inspiration

One of the most exciting parts of building or renovating is looking for ideas and inspiration.

Explore what others have done: check out websites such as ArchiPro, Houzz and Pinterest. Many professionals show off their best and most inspirational projects there. Make a note of the brands you like best; sign up to their newsletters and follow them on social media. Buy interior design magazines, explore blogs, attend expos, and watch home inspiration and renovation TV shows to learn about the latest trends and innovations. It'll also give you an idea of the process involved.

Dream big! You can always narrow it down to suit your budget later.

2 | Planning it right

Electric home design is far more than just wiring and layout. It's about the overall look, feel, and functionality of your home.

Ask yourself: What's most important to you?
A cosy and comfortable space for your family?
An aesthetically pleasing home with curated artwork and furnishings that reflect your style and taste?
How about a home that's at the forefront of innovation to make daily life as seamless and sustainable as possible?

The next step is to think about how you will use each area. Will your kitchen be a multifunctional space, where your family eats breakfast in the morning and then sets up for homework in the afternoon?

What about your dining room? Will it be your work-from-home space by day and an elegant entertainment space by night? Think about the possibilities and review the room-by-room inspiration and advice in this magazine to help you plan and visualise your dream home.

On page 32 you'll find a comprehensive wish list you can use as you explore this magazine. Don't forget to take notes of the products you'd like to discuss with your electrician and design consultant once you're ready.

3 | Setting the budget

Factoring in an electrical plan at the outset of a project is important; much of the groundwork is difficult to do retrospectively – it will also be more expensive.

Electrician Andy Hart from Hart Electrical says that it's important to trust your electrician. "A lot goes into your final invoice and not all of it is visible. When you see a power point on the wall it might not look like it was a hard job to get that there, but it could have been – especially in a renovation."

"Everyone who will do quality work is going to give around the same sort of invoice at the end." – ELECTRICIAN ANDY HART

As a general rule, allocate 10–15% of your budget for electric home design, and you'll be on your way to setting yourself up for success. This figure can vary depending on the age and size of your home.

"The age of the property and its wiring will determine if the wiring is safe. If it has deteriorated, then you'd have to look at replacing it and perhaps updating your switchboard too. This can add another \$1,500–\$3,000 to the bill," says Tom Matic from Matic Electrical. If you're renovating, Tom recommends starting with an assessment of your home's wiring and switchboard as that can significantly impact your overall budget.

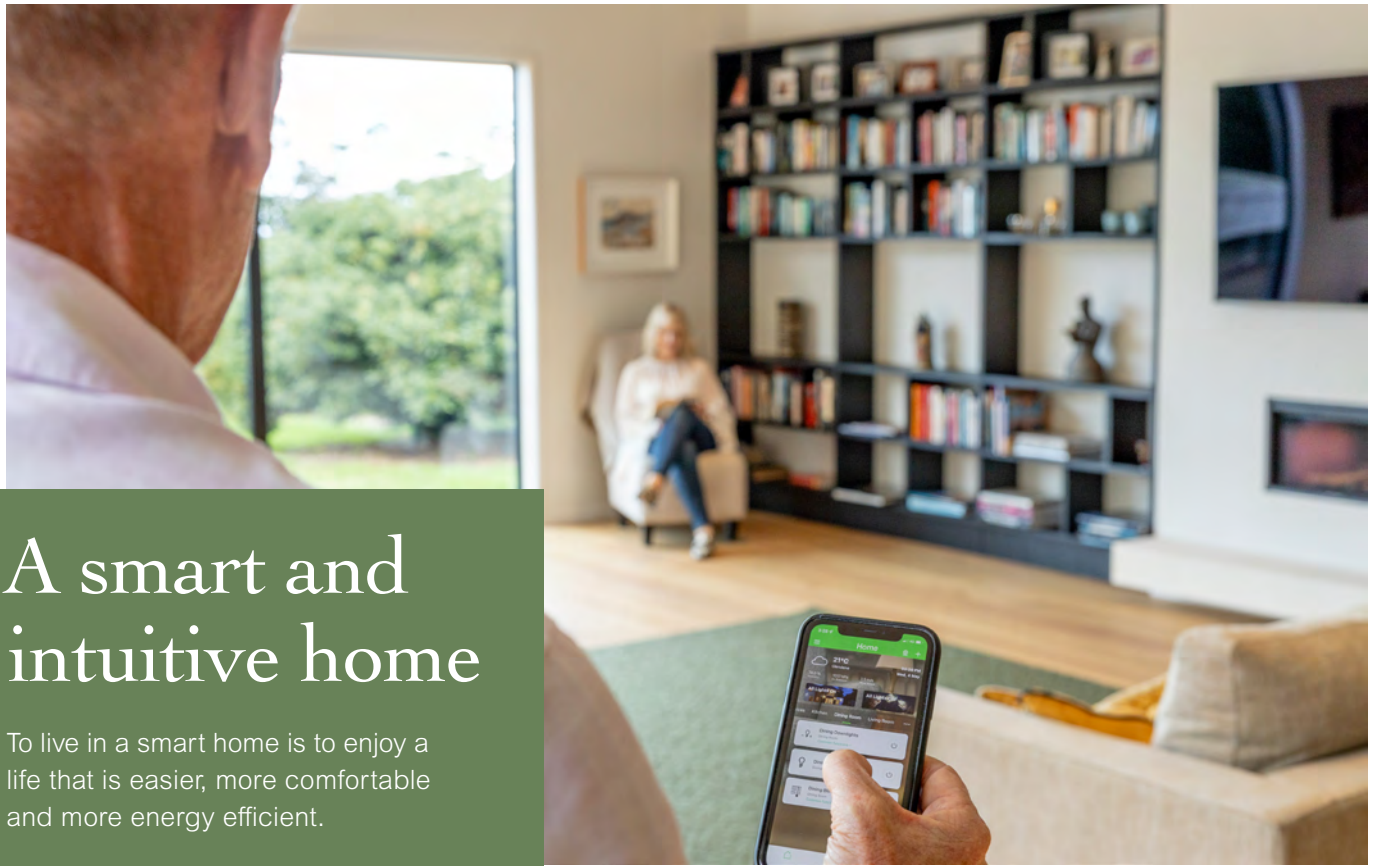
4 | Engaging with professionals

Now that you know what you want and how you want it, it's time to ask for professional help.

Book an appointment at a Clipsal showroom near you to experience and explore all our electrical, smart home, safety, and energy efficiency solutions for yourself, and if you would like help planning, Clipsal also offers a professional design service. On completion of an in-person or virtual consultation, you'll leave feeling inspired and armed with a detailed electrical plan for you, your builder and electrician, along with an itemised list of products. Book these services at clipsal.com/design

Finding the right tradespeople to help you with your project can also be challenging as it goes far beyond finding the lowest quote. Look for people who'll be with you every step of the way, who are as committed as you are to building a beautiful home that adds value to your life. Visit clipsal.com/locate to explore our network of trusted partners.





A smart and intuitive home

To live in a smart home is to enjoy a life that is easier, more comfortable and more energy efficient.

P 0 6

S M A R T H O M E S

A smart home can let you know when the kids get home from school; it can turn the iron off if you forget; and it can even help you get ready for movie nights or to make sure everything is off when rushing out the door.

It's no wonder that more people are including smart home elements in their electric home design.

Today's smart home technology is affordable, easy to use and can be installed in new or existing homes without the need for rewiring. It's scalable too, so you can start small and add extra elements as your family grows or your needs change. A smart home can let you see and control almost everything that is happening electrically in your home from wherever you are.

What is a smart home and how does it work?

A 'smart home' is a property in which electrical appliances and devices can be controlled via Bluetooth®, or remotely over the internet (usually through a single smartphone app) and are often linked for added customisation.

This could be as simple as connecting your heated towel rail to a smart switch to schedule when it turns on and off, or as advanced as linking multiple home technologies for easy control from your smart device.

Smart home systems like Clipsal Wiser are simple to install with no extra wiring required and provide the ability to easily add more products over time. You can see and control each element from your smartphone with the Wiser Home app.

For larger new build properties with complex technical needs, a specialist wiring system like SpaceLogic C-Bus offers advanced whole home automation.

Your electrician or design consultant will be able to advise you on the best system for what you want to achieve in your home.

Why have a smart home?

Put simply, a smart home gets your house working for you and adds many benefits to daily life.

Energy efficiency – Nothing runs unnecessarily in a smart home, cutting down on power costs and environmental impacts.

Our solutions provide insights and visibility of energy usage, energy costs and helps to optimise energy usage and solar self-consumption. Sensors and timers can ensure lights or appliances aren't left on



Look out for these icons to see how you can use Wiser Moments to enhance your home.

Imagine having blinds that open as the sun rises, an all-off moment you can activate as you leave home, or garden lighting that illuminates at dusk and turns off automatically after you've gone to bed. A Clipsal Wiser Smart Home adapts to how you want to live.

unintentionally and you can even minimise heating and cooling requirements with electronic blinds that automatically close at a certain temperature or light level.

Convenience – Forget multiple remote controls or phone apps. Run your home from a single app on your smartphone or tablet, from wherever you are. Forgot to turn the lights off before you left for work? Do it from the app at the office. You can even combine actions – a 'Homecoming Moment' could open the garage door, and turn the outside and inside lights on as you arrive home from work.

Peace of mind – Check that you remembered to shut the garage door. Be notified if doors or windows open when you're away, and even get an alert if a leak or smoke is detected. Blinds and lights can be scheduled to open and shut and turn on and off when you're away too.

Comfort – Blinds can be automatically operated to help keep a room comfortable. Protect against mould and damp too, with humidity sensors that trigger exhaust fans in the laundry or bathroom. Move around safely in the middle of the night with sensors to automatically turn lights on at a low level around the house.

Added value – Investing in smart home technology can add value to your home. With a multitude of lifestyle benefits, smart homes are attractive to future buyers.

How do you create a smart home?

Our flexible smart home solutions can help you to unlock the potential of your connectable devices to create a home that adapts and evolves with you.

Our options range from simple wireless connectivity to fully hard-wired systems.

Wiser Smart Home

Clipsal Wiser is a highly scalable smart home solution, making it easy for anyone to get started without a significant upfront investment. You can begin your smart home journey with just a Hub and a single device, allowing you to explore the benefits of home automation without breaking the bank. As your needs grow, Wiser seamlessly expands, enabling you to integrate more devices and features over time. This flexibility means you can tailor your smart home experience to your lifestyle and budget.

With Clipsal Wiser, you can control almost everything in your home from anywhere in the world via the Wiser Home app.

Wiser offers a comprehensive range of products for smart home automation and energy management. It is also compatible with Iconic indoor and outdoor switches and power points too.

It's perfect for renovation and new build alike as it doesn't require any special wiring and you can add as many or as few smart elements to your home as you'd like, with the option of expanding it over time.

Wiser products include energy monitoring, load control devices, light dimmers, smart switches and power points, blind controllers, and smart smoke alarms, as well as sensors for doors and windows, temperature and humidity, and even water leakage.

You can also create customised 'Moments', a collection of actions in one tap, like a 'Movie Moment' that dims the living room lights, and closes the blinds ready to snug up on the couch.

Plus, if you use a smart voice assistant such as Google Home, or Amazon Echo, you can control your Wiser smart home with voice commands too.

Wiser also allows you to set automations, which control your devices depending on certain conditions. For instance, you

could program your hallway lights to only turn on at 20% brightness if movement is detected late at night.

Throughout this magazine, we'll recommend products that can help you use Wiser to create an intuitive home customised to your lifestyle.

SpaceLogic C-Bus

C-Bus offers the ultimate in bespoke smart home automation. This specialist wiring system is best suited to large new builds or major renovations and links stand-alone elements in your house to a single point of control.

A C-Bus smart home can integrate with virtually any third party device, letting you control everything from lights, to underfloor heating and locks, and even the garden sprinklers.

Designed to work with fast-changing technology, C-Bus creates a home that can adapt to the future.

What next? Ask yourself: How would your ideal home work for you? What would make life in your home easier, or more enjoyable? Talk to your electrician or design consultant for advice on how to create the smart home of your dreams and visit clipsal.com/smarthome to discover more.



Beautiful spaces that inspire

Creating your perfect home means choosing switches and power points that enhance both the space and the way you live in it.



Iconic Collection

A range of stylish switches and power points with the option of simple smart home functionality, the award-winning Iconic Collection is the new standard in modern living for every home. Once the Iconic grid plates are safely installed by a qualified electrician, you can change your light switch and power point covers at any time. Simply clip off the existing cover and clip on a fresh new look.

Iconic

With smooth, curved edges and a matte finish, the base range is available in *Vivid White*, a brilliant white, perfect for lighter interiors and with a translucent or solid white edge. *Cool Grey* is a wonderfully versatile neutral that's ideal for interiors with subtle grey accents. *Anthracite* is a charcoal-like grey that complements dark and moody interiors, but also looks superb when paired with creamy whites and shots of bold colour. The ever-popular *Black* features a solid edge and works perfectly in monochrome interiors and homes with natural textures and finishes.

\$



Iconic Styl

Cool to the touch, Iconic Styl features an extruded aluminium finish designed to catch the light. It looks particularly stylish in kitchens and bathrooms against modern splashbacks or gloss tiles. *Silver* superbly complements interiors with contemporary appliances and tapware, while the *Crowne* finish is a glistening champagne tone that adds warmth to any space. *Silver Shadow* is the perfect finish for a cool, crisp décor and blends well with darker wall colours too.

\$\$



Iconic Essence

Iconic Essence features a sustainably sourced timber surround that is manufactured using a combination of traditional and high-tech techniques. The *Arctic White* finish brings together birch timber and matte white to blend perfectly into the surrounding wall colour – no matter which room you put it in. The *Ash Grey* finish looks stunning against the natural beauty of other raw building materials – perfect alongside slate or stone.

\$\$



Iconic Outdoor

Bring your unique indoor style outdoors with Iconic Outdoor. This award-winning range is robust, water-resistant, dustproof, and was built to withstand Aussie weather conditions. With smart connectivity and a modern design, it will add peace of mind and enhance the overall look and feel of your outdoor space. The matte *White* finish blends seamlessly into white walls and looks stunning against brick, render or stone, while the *Black* option complements raw surfaces and is striking with timber, concrete or metal.

\$\$



Iconic Styl and Essence now comes fully assembled, allowing for an easier ordering process and reducing packaging waste, resulting in a more sustainable product.

One of the things that makes the Iconic range unique is the variety of clever accessories available – from pictogram icons and USB chargers, to Night Walk sensor lights and energy-saving sensors. Iconic also integrates seamlessly with Wiser Smart Home to allow you to control lights and other home electrical devices via the Wiser by SE app or voice control.

Use the Iconic Builder to help you select the right solution for your home at clipsal.com/build-your-iconic




Saturn Zen

The Saturn Zen range of switches and power points complement any modern architectural interior style. This contemporary range is like no other with its minimalistic look that is a favorite amongst design aesthetes.

Saturn Zen

With a minimalistic design and matte fingerprint-resistant finish, Saturn Zen adds sophistication to any space. Use *Zen White* to complement crisp white paint. *Zen Black* provides a strong, elegant finishing touch, especially when paired with natural finishes.

\$\$\$




Choosing premium switches and power points can make a huge difference to the overall look of your home and its electric home design. Whether your space is beautifully classic, sleek and modern, or more industrial cool, there is something for every style.

Metal Plate Series

Simple lines and a stylish finish in *Stainless Steel* or *Polished Brass* make the Metal Plate range a versatile choice.

The ultra-slim, minimal metal design makes this range perfect for high-end modern spaces with an industrial feel and is also the ideal finishing touch for renovated heritage villas. Choose between white or black base modules (buttons).

\$\$\$\$\$



Beautiful spaces that inspire

Creating your perfect home means choosing switches and power points that enhance both the space and the way you live in it.

The Clipsal Solis™ Collection

Discover the refined elegance of Clipsal Solis™ Collection. A contemporary take on a timeless style, Solis blends beautiful minimalism, premium materials and precision engineering, to become the new benchmark in electrical design. This luxurious range of electrical switches and power points are the ultimate finishing touch that will enhance your home and elevate your lifestyle. Solis is available in two series.

Solis™



The refined design of Solis is brought to life in a simpler form with two smooth matte finishes – *Matte black* and *Matte white*. Monochromatic simplicity at its finest, the push-button and switch design sits flush in an ultra-slim cover for an elegant addition to your home. Features include: discreet LED indicators, connected dimmer available with rotary or push-button control, USB Type-C fast charger, smart power point, full compatibility with Wiser Smart Home, sustainable product that complies with environmental regulations.

\$\$

Solis™ T Series

The pinnacle of the Solis Collection, Solis T Series is where classic design meets modern functionality. Solis T Series blends the old-school feel of robust toggles and brushed metal with modernist, perfect square edges and the thinnest of back plates. It evokes a time of craftsmanship, precision and tastefully understated design. Solis T Series is available in brushed metal finishes of *Brushed Brass Aluminium*, *Platinum Aluminium* and *Ebony Aluminium*, a natural choice as it machines beautifully and takes a fine finish allowing clean edges and minute detailing. *White Ceramic* has an incredible level of durability and the finest of satin textures, giving a luxurious feeling and ensuring it will help resist dust and fingerprints.

\$\$\$




The elegant design of Solis integrates effortlessly with Clipsal smart home automation. Switches and power points in the Solis Collection are fully compatible with Clipsal's scalable Wiser smart home system. To create your bespoke smart home solution with Solis, speak to your electrician or Wiser Approved Installer.

Discover the range at clipsal.com/solis

Be inspired room by room


Your home's architecture and interior styling are key to creating a beautiful environment, but Electric Home Design can really bring each room to life. By planning how you want to live in your home, room by room, you can tailor electrical features and smart home connectivity to your lifestyle and make daily life at your place a pleasure. Read on for a guide on how you can be inspired.



Home, sweet home

ENTRANCE, HALLWAY AND STAIRS — P.12

Home is where our story begins. A place where we come and go, and where our children grow. It's a place to gather, where friends become family, and we can truly be ourselves. No matter what home means to you, Clipsal will always be there too.



AN INTUITIVE HOME. Imagine coming home after a long day and the outdoor and entrance lights automatically turn on, giving you safe passage and saving you from having to find the light switch when your hands are full.



SAFE AND SOUND.

Help keep your family, home and possessions as safe as possible by installing long-life, interconnected, photoelectric Wiser Smoke Alarms throughout your home. These smart alarms work like traditional alarms, but will also send you notifications via the Wiser Hub when smoke is detected. Integrated with the Wiser system, they can turn lights on in case of an emergency.



DESIGN TIP. Ever arrived home and struggled to find the light switch?

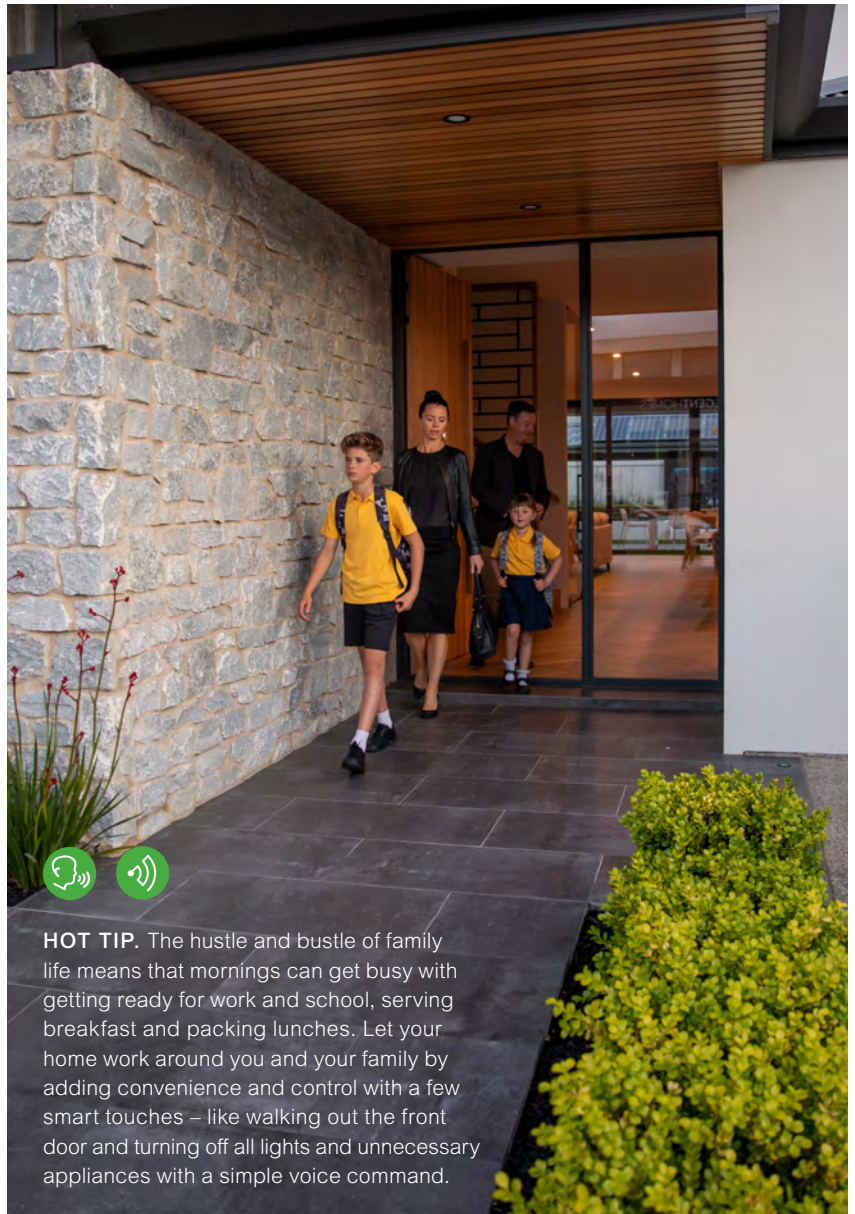
Consider adding subtle LEDs to your light switches. Set them as indicators to show which are in use; or as locators, so it's always easy to find the right switch in the dark.

FEATURED PRODUCT: ICONIC ESSENCE
SEE PG 38 FOR FULL PRODUCT SUITE



LIGHT THE WAY. There are several essential considerations when it comes to creating good electric home design in large spaces. Here are some pointers for your planning:

- Create a warm and welcoming atmosphere by choosing LED lighting throughout your home.
- Place light switches in convenient locations so you can turn the lights on and off easily.
- Use multi-way switching so lights can be controlled at either end of a hallway or staircase.
- Add motion sensors around your home, so you and your guests can easily find your way around, with lights that come on as needed.



HOT TIP. The hustle and bustle of family life means that mornings can get busy with getting ready for work and school, serving breakfast and packing lunches. Let your home work around you and your family by adding convenience and control with a few smart touches – like walking out the front door and turning off all lights and unnecessary appliances with a simple voice command.

ESSENTIAL PRODUCTS FOR THIS ROOM:

- Backlit LED Switches
- Iconic Night Walk Sensor Light
- LED Downlights
- Motion Sensor
- Switches and Power Points
- Wiser Connected Power Point
- Wiser Lighting Control
- Wiser Smoke Alarm
- Wiser Window / Door Sensor

To explore more solutions for your entrance, hallway and stairs, visit clipsal.com/entrance or scan the QR code.



For the homebodies

Our living room has a special place in our homes. It's our relax-and-unwind space, a place where we lose ourselves in stories, go on epic adventures, learn, laugh and spend precious moments together.

LIVING ROOM — P 14



MOVIE MOMENT. Imagine walking into your living room, saying “movie time” and having your home create the perfect movie set-up for you: the blinds close automatically, the overhead lights dim to 20%, and the kitchen lights turn off. The only thing you have to worry about is remembering to bring the popcorn with you.



KEY SMART HOME PRODUCTS FOR THE ULTIMATE HOME CINEMA EXPERIENCE:

Create a "Movie Night Moment" with a simple voice command or tap on the app. You can close the blinds and turn off the lights to create the perfect movie time ambiance.

Control your home on the Wiser home app from the comfort of your couch without missing a single moment from your favourite movie.

No matter how you want to control your home, Wiser helps make this seamless for your comfort and enjoyment, leaving you to enjoy life's simple moments.

SAFETY FIRST. If you have expensive electronic equipment such as a TV, gaming console or sound system, help protect them against lightning damage, power surges and voltage strikes with a Surge Protection Device, which an electrician can install into your electrical switchboard.



HOT TIP. TVs and audio equipment are a big investment to make, so don't be let down by bad connectivity. Boost your TV signal, streaming and audio quality with dedicated network and data cabling / outlets.



DESIGN TIP. For the perfect finishing detail, match your light switches to your décor.

FEATURED PRODUCT:
ICONIC STYL
 SEE PG 39 FOR FULL
 PRODUCT SUITE

ESSENTIAL PRODUCTS FOR THIS ROOM:

- Data / TV / AV and Network Connectivity
- LED Downlights
- Smoke Alarm
- Surge Protection Switches and Power Points
- USB Charger
- Wisier Blind Controller
- Wisier Connected Power Point
- Wisier Dimmer
- Wisier Hub
- Wisier Lighting Control
- Wisier Temperature / Humidity Sensor
- Wisier Window / Door Sensor

To explore more solutions for your living room, visit clipsal.com/living-room or scan the QR code.



The heart and hub of the home

Your kitchen can also be your home office, entertaining space, and memory-making place where master chefs and little cooks can learn and play. A place that connects the people in it today and grows with you well into tomorrow.



Accentuate your kitchen's design with the Solis™ Collection range. With a variety of colours and finishes, it is the ultimate touch for those who demand luxury in every detail.

Gone are the days of fumbling for the light switch in the dark pantry when your hands are full. Install a motion sensor to provide light when the pantry door opens and turn off when it closes.

FEATURED PRODUCT: 360° INDOOR SENSOR
SEE PG 34 FOR FULL PRODUCT SUITE



HOT TIP. Ensure everyone is charged up and ready to start their day by adding a USB Type C fast charger, or USB Type A+C charging port to the power points around your benchtop and in cupboards to create the ultimate charging station.

Avoid clutter on your bench with an Iconic USB Smart Shelf. Designed to hold two smartphones or one tablet, the shelf keeps devices out of the way when charging – ideal for viewing recipes on your smart devices.

FEATURED PRODUCT: ICONIC ESSENCE
SEE PG 38 FOR FULL PRODUCT SUITE



DESIGN TIP. Lighting should be considered well in advance as good lighting adds to the overall design of the kitchen and can enhance the overall look and feel of the space.

Zero in on each zone and think about what exactly it needs. Install energy efficient lights overhead for areas such as benchtops where you need task lighting, and then complement with LED light strips and feature lights.

FEATURED PRODUCT: LED DOWNLIGHTS
SEE PG 34 FOR FULL PRODUCT SUITE



ESSENTIAL PRODUCTS FOR THIS ROOM:

- Cooker Switch
- Iconic USB Smart Shelf
- LED Downlights
- Motion Sensor
- Quad Power Point
- Switches and Power Points
- USB Fast Charger
- Wisier Connected Power Point
- Wisier Lighting Control
- Wisier Water Leakage Sensor

To explore more solutions for your kitchen, visit clipsal.com/kitchen or scan the QR code.



Make your dining space your favourite place

The dining room is a place for celebration, sharing memories and catching up with loved ones. It's a space for impressive entertaining, where you and your guests can relax, unwind and share in some of life's most precious moments.

DINING ROOM — P.18




SET THE MOOD. Love entertaining friends and family? Imagine setting the perfect mood with the tap of a screen or a voice command. The overhead and pendant lights turn on and dim to just the right level, while all unused lights around the house automatically turn off.

To ensure you dine in comfort, the blinds close and your favourite playlist will start playing through your smart speaker.



LIGHTING DESIGN. Impress your guests with ambient, decorative and energy efficient LED lighting paired with a dimmer so you can effortlessly create a relaxing atmosphere. Match your downlights to the style of the room, available with a White, Brushed Chrome, or Black surround.



DESIGN TIP. Dine in style! Solis™ T Series blends the old-school feel of robust toggles and brushed metal with modernist, perfect square edges and thin, flush covers. It is available in three premium finishes.

ESSENTIAL PRODUCTS FOR THIS ROOM:

- Dimmer
- LED Downlights
- Switches and Power Points
- Wiser Blind Controller
- Wiser Connected Power Point
- Wiser Lighting Control
- Wiser Temperature / Humidity Sensor

To explore more solutions for your dining room, visit clipsal.com/dining-room or scan the QR code.



For the soakers

Being one of the busiest rooms in the home, the bathroom needs to be a chameleon, transitioning through the demands and daily routines of your family life, while also being a space where you can relax and unwind.

COMFORT ON DEMAND. Imagine preparing a relaxing bubble bath at the end of a long day. The Wiser Temperature / Humidity Sensor automatically triggers the exhaust fan when an increase in humidity is detected. The lights dim and soft music starts playing to set the mood. And when you're done, everything turns off automatically, so the only thing you have to do is enjoy a good night's sleep.





DESIGN TIP. Elevate your bathroom design with the Iconic Essence and Iconic Styl ranges and enhance the attention to detail by adding Pictogram Icons to individual switches.



LIGHT THE WAY. Ensure that kids and guests can find their way around safely at night by integrating a Wisier Motion Sensor with your bathroom and hallway lighting. Schedule lights to turn on at a dimmed brightness between set hours, allowing just enough light for safe passage.

HOT TIP. Add cool white LED lighting to your bathroom; it mimics natural light, which will help you wake up while you're getting ready in the morning. Add a dimmer too, for when you need softer, more soothing light.

PEACE OF MIND. Add comfort and convenience to your bathroom with a Wisier Connected Power Point. Set it to turn on and off at select times or use the timer function, or control it via your smart device. You'll never have to wonder if you've left the hair straightener on again. Also ideal for electric toothbrushes and shavers.



FEATURED PRODUCT:
WISER TEMPERATURE
/ HUMIDITY SENSOR
SEE PG 35 FOR FULL
PRODUCT SUITE

ESSENTIAL PRODUCTS FOR THIS ROOM:

- Exhaust Fan
- Fan / Light / Heater Unit
- Iconic Night Walk Sensor Light
- LED Downlights
- Lighting Control
- Pictogram Icons
- Switches and Power Points
- Wisier Connected Power Point
- Wisier Motion Sensor
- Wisier Temperature / Humidity Sensor
- Wisier Water Leakage Sensor

To explore more solutions for your bathroom, visit clipsal.com/bathroom or scan the QR code.



For the inspired minds

Whether you work from home, need a place to get life admin done, or have carved out a space for the kids to do their homework, make your home office a place that inspires the flow of creativity, productivity and focus.



DESIGN TIP. Add USB charging ports to your power points and say goodbye to bulky chargers. The Iconic USB Type C fast charger will always have your devices ready. Add USB charging ports to your power points and say goodbye to bulky chargers. The Iconic USB Type C fast charger will always have your devices ready for use.





Imagine a work-from-home space with lighting, blind and temperature control at your fingertips. A space that helps you achieve flow, boosts efficiency and promotes productivity so you can get through your to-do list effortlessly.



HOT TIP. Unnecessary lead and extension cables make the tidiest of spaces feel messy and disorganised and can be a fire hazard. Declutter your space and keep your equipment safe by installing a quad power point.



STAY CONNECTED. Adding data and network cabling / outlets to your home office can significantly increase internet speed, connection, reliability, and overall security. It's perfect for gamers, streamers and work-from-homers. You'll no longer have to play 'conference call bingo' or risk losing that game because of an unstable connection.

FEATURED PRODUCT: ICONIC
SEE PG 37 FOR FULL PRODUCT SUITE



ESSENTIAL PRODUCTS FOR THIS ROOM:

- Ceiling Fan
- Data / TV / AV and Network Connectivity
- LED Downlights
- Quad Power Point
- Surge Protection
- Switches and Power Points
- USB Charger
- Wisier Blind Control
- Wisier Connected Power Point
- Wisier Lighting Control

To explore more solutions for your home office, visit clipsal.com/home-office or scan the QR code.



Your hideaway haven

Whether you're a jump-out-of-bedder or sleepy-header, your bedroom is your sanctuary; a place to rest, relax and recharge at the end of each day. It's where you get ready each morning for all of life's moments, big and small.



SLEEP SOUNDLY.

From blinds that close to keep the warmth in, USB charging ports at the ready and lights that dim as you prepare for bed, your bedroom can be tailored to your every need.



COMFORT AND CONTROL.

Make sure to get a good night's sleep by keeping your oasis at just the right level of comfort with a Wiser Temperature / Humidity sensor.



DESIGN TIP. Complete your décor and add a point of difference to your bedroom with the Iconic Styl range.

The range features an extruded aluminium finish and is available in three colour options, so there's something to suit your unique style.



HOT TIP. Layer overhead LED downlights with LED strips under cupboards and add a full-length mirror to create a luxe in-store feel to your walk-in-robe. Add a motion sensor for energy efficient and convenient lighting when your hands are full.

FEATURED PRODUCT: ICONIC PIR MOTION SENSOR
SEE PG 34 FOR FULL PRODUCT SUITE



POWER UP. Install power points with USB charging ports inside your wardrobe and cupboards to create a mini power station. Perfect for keeping phones, e-readers and other devices charged.

FEATURED PRODUCT: ICONIC USB CHARGER
SEE PG 37 FOR FULL PRODUCT SUITE

ESSENTIAL PRODUCTS FOR THIS ROOM:

- Ceiling Fan
- Data / TV / AV and Network Connectivity
- LED Downlights
- Motion Sensor
- Smoke Alarm
- Switches and Power Points
- USB Charger
- Wiser Blind Control
- Wiser Connected Power Point
- Wiser Lighting Control
- Wiser Temperature / Humidity Sensor

To explore more solutions for your bedroom, visit clipsal.com/bedroom or scan the QR code.



Rise and shine

From those exciting early days preparing a nursery, to tea parties and all sorts of adventures, big and small, your child's bedroom is where they can recharge, discover the world, play and learn.

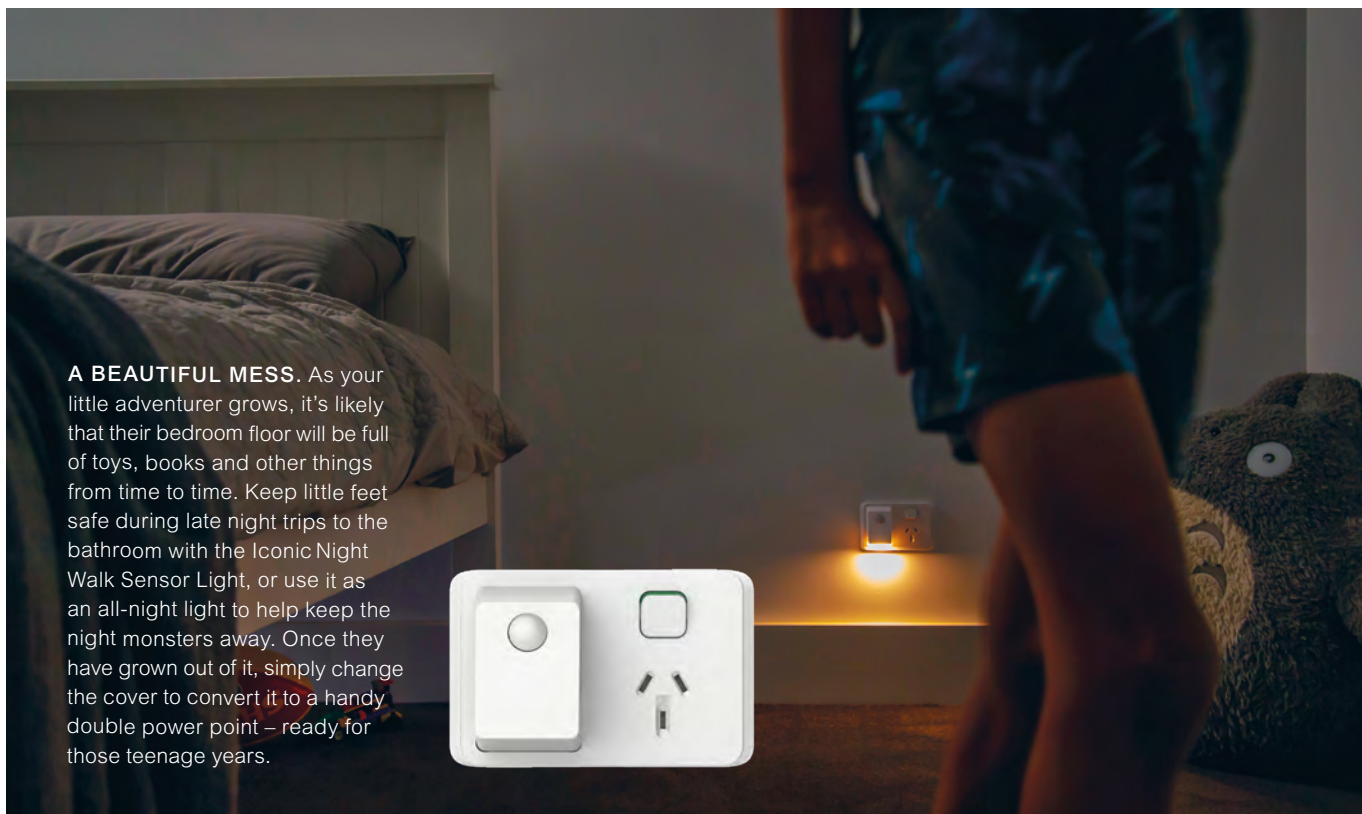


K I D S B E D R O O M — P 2 6



SMOKE ALARMS YOU CAN DEPEND ON.
Clipsal smoke alarms are a small investment as they help protect what matters most to you; your family, home and possessions, both valuable and irreplaceable.





A BEAUTIFUL MESS. As your little adventurer grows, it's likely that their bedroom floor will be full of toys, books and other things from time to time. Keep little feet safe during late night trips to the bathroom with the Iconic Night Walk Sensor Light, or use it as an all-night light to help keep the night monsters away. Once they have grown out of it, simply change the cover to convert it to a handy double power point – ready for those teenage years.



TIPS TO SET THEM UP FOR THE FUTURE.

- For both little ones and adults alike, install light switches in areas that are easy to reach for. Think about how they'll use the space as they grow.
- As your children grow, they will likely need more power points in their rooms. To prevent safety hazards from power boards and extension cords, consider installing extra power points in advance.
- Install dimmers to get the right lighting for every task, from bright and vibrant for play and homework, to dim and low for snuggling in for bedtime stories.
- Kids have many devices they use for learning and playing, so why not add convenience to their lives with a USB charger or USB Smart Shelf.



DESIGN TIP. The Iconic Collection will provide flexibility down the road as your child's needs change. It is available in a variety of colours and finishes that are as easy to change as the cover on your phone, perfect for matching to whatever style they grow into.

ESSENTIAL PRODUCTS FOR THIS ROOM:

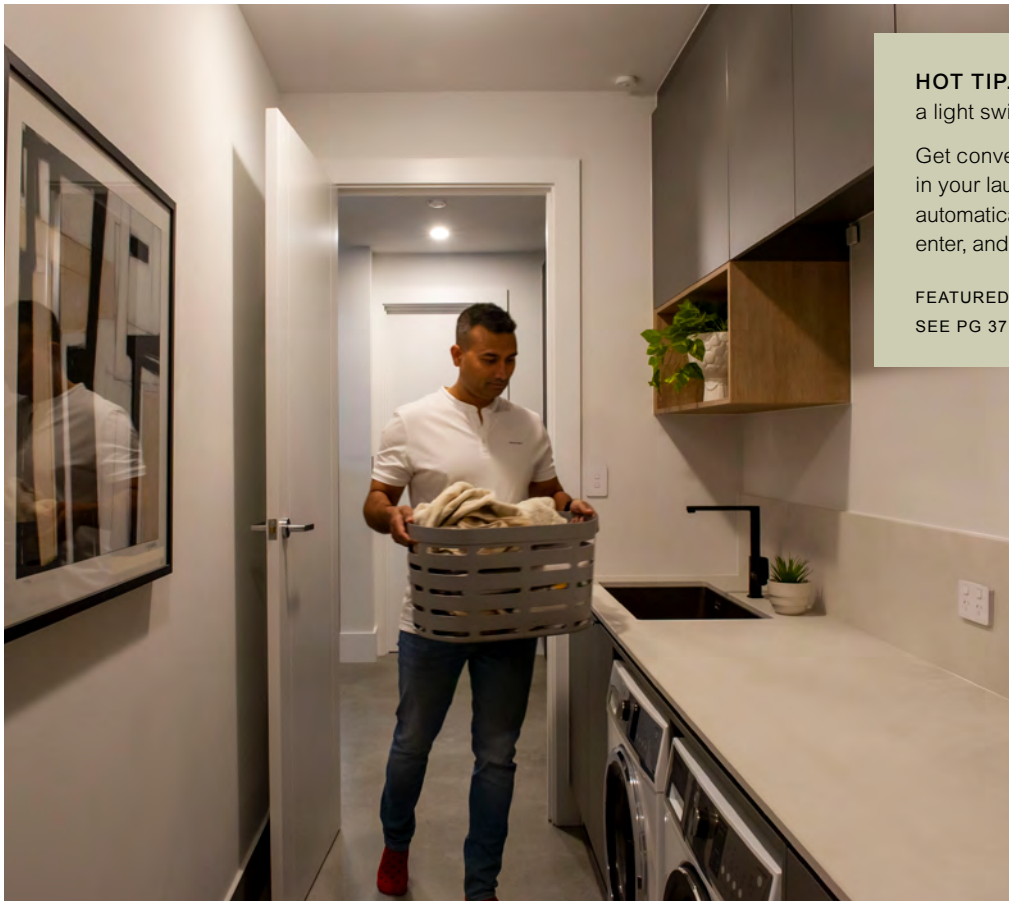
- Ceiling Fan
- Dimmer
- Iconic Night Walk Sensor Light
- LED Downlights
- Smoke Alarms
- Switches and Power Points
- USB Charger
- Wiser Connected Power Point
- Wiser Lighting Control



To explore more solutions for your kid's bedroom, visit clipsal.com/kids-bedroom or scan the QR code.

Lighten the load

Some of the best and most memorable days end with dirty clothes. Whether you're preparing for a special occasion, getting ready for the week ahead, or packing for a holiday, it all starts with a laundry day.



HOT TIP. Forget fumbling in the dark for a light switch while your hands are full.

Get convenience and energy efficiency in your laundry with a motion sensor. It will automatically turn the lights on when you enter, and off after you've left.

FEATURED PRODUCT: ICONIC
SEE PG 37 FOR FULL PRODUCT SUITE



KEEP DRY. Ever had a water leak and discovered it too late? The Wiser Water Leakage sensor sounds an alarm and sends a notification to your phone so you can avoid nasty surprises.



DESIGN TIP. Do you prefer your laundry to have a crisp, clean, all-white look, or does it feature a pop of colour with bold wallpaper, or maybe you prefer a dark and moody design? The Iconic range has a variety of finishes and colours to complement whatever style you choose.



CLEAN AND COMFORTABLE. Laundries can quickly become warm, humid spaces that are uncomfortable to be in. Install an Airflow Exhaust Fan and combine it with the Wisers Temperature / Humidity sensor to automatically clear the air and keep the space comfortable.



NO WORRIES. Set your Wisers Connected Power Point to only stay on for a set period of time, so you never have to worry about leaving the iron on.

ESSENTIAL PRODUCTS FOR THIS ROOM:

- Exhaust Fan
- LED Downlights
- Motion Sensor
- Quad Power Point
- Surge Protection
- Switches and Power Points
- Wisers Connected Power Point
- Wisers Lighting Control
- Wisers Temperature / Humidity Sensor
- Wisers Water Leakage Sensor

To explore more solutions for your laundry, visit clipsal.com/laundry or scan the QR code.





More than just a parking space

Arriving home to your loved ones and your own private sanctuary is a moment to look forward to each day. Whether you're returning from work or from running errands, or coming home from holiday, there's nothing quite like coming back to the place where you belong.



CHARGE UP AND GO. Charge your electric vehicle quickly, safely and cost-effectively with a Schneider Charge EV Charger.

Don't have an EV yet? Why not pre-wire your home so it's ready when you are? It'll also be a great selling point when you're ready to move on.



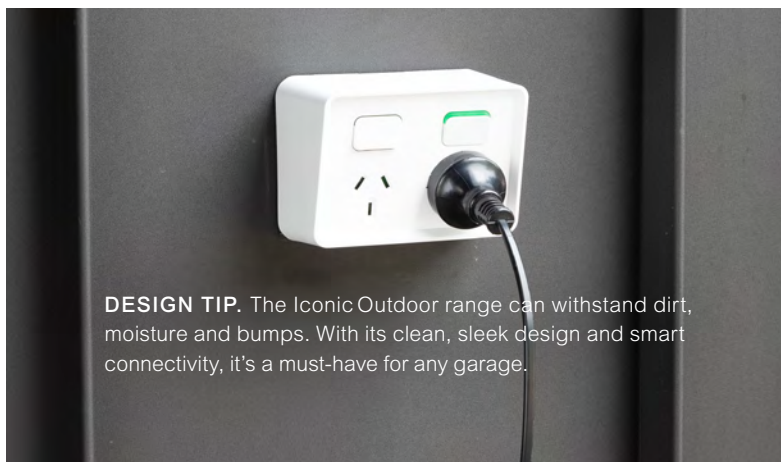
SWITCHBOARD SAFETY. Your electrician is your partner for all your electric home design needs. Ask them about switchboard safety to ensure your home's electrical is up to date and optimised to help offer the ultimate in protection. This is especially important if your home was built before 1980.

Your electrician will make sure you have the right electrical protection to help keep your family safe against shocks and arc faults that cause electrical fires. They can also add protection against power surges that could damage your appliances and electronic devices.

FEATURED PRODUCT: MAX9 CIRCUIT PROTECTION.
SEE PG 38 FOR MORE INFO



LIGHTS ON. Set your lights to turn on automatically as you enter the garage and off when you exit, with a Wisier Motion Sensor. It can also send an alert to your phone if motion is detected unexpectedly.



DESIGN TIP. The Iconic Outdoor range can withstand dirt, moisture and bumps. With its clean, sleek design and smart connectivity, it's a must-have for any garage.

ESSENTIAL PRODUCTS FOR THIS ROOM:

- EV Charger or Wiring Provision
- LED Downlights
- Wisier Garage Door Control
- Iconic Outdoor Switches and Power Points
- Motion Sensor
- Wisier Lighting Control
- LED Batten Lights



To explore more solutions for your garage, visit clipsal.com/garage or scan the QR code.

Outdoor like never before

Hot summer days are for spending time outdoors, relaxing or entertaining on the deck, playing games in the pool, or pottering in the garden. But as day turns to dusk, outdoor fans create a soft breeze by the barbie, heaters keep the party going in cooler months, and atmospheric garden lighting adds to the mood.



DESIGN TIP. When carefully considered, exterior lighting can help you navigate safely when it's dark. It can also create ambience and add an overall sense of elegance to your home.

Place lights in front of plants and key garden features to create a warm and inviting look.

FEATURED PRODUCT: FLOODLIGHT WITH SENSOR
SEE PG 34 FOR FULL PRODUCT SUITE

LIGHT THE WAY. The Infrascan® Motion Sensor detects your moves and triggers outdoor lights when you need to find your way in the dark, and saves power when the light is not needed. It's weatherproof and detects movement up to 18m away at a 110-degree angle, has adjustable sensitivity, light level and time delay for ultimate control.

STYLISH AND COOL.

Keep everyone comfortable with a Classic Sweep fan. With its soft round edges, in both a black and white finish, this contemporary fan is ultra-quiet and maximises airflow. Perfect for cooling down and keeping those warm summer days under control.



OUTDOOR — P.33

RELIABLE AND ROBUST.

Create a seamless experience by having your indoor style flow through to the outdoors, and still enjoy the indoor comforts: fans, fridges, heating, lighting, music and more.

Iconic Outdoor switches and power points were built to withstand the Australian outdoors and integrates with the Wiser Smart Home system, giving you more control and connecting your home from the inside out.



ESSENTIAL PRODUCTS FOR THIS ROOM:

- Ceiling Fan
- Exterior Lights
- Iconic Outdoor Switches and Power Points
- LED Downlights
- Motion Sensor
- Switchboard and Circuit Protection
- Wiser Lighting Control

To explore more solutions for your outdoor area, visit clipsal.com/outdoor-living or scan the QR code.





Wish list

Use this wish list to choose solutions that work for you, your family, and your lifestyle. Have it on hand when you discuss your unique electric home design plan with your builder or electrician.

The beauty of electric home design is that you can choose customised solutions that work for you. To help you on this journey, we've added circles to the list below to indicate key products that are best suited to each room. Use the list to record the number of products you'd like for each area.

										
Entrance, Hallway, and Stairs	Living Room	Kitchen	Dining Room	Bathroom	Home Office	Bedroom	Kid's Bedroom	Laundry	Garage	Outdoor

	SWITCHES AND POWER POINTS										
Clipsal Solis™ Switches	<input type="radio"/>	<input type="radio"/>	<input type="radio"/>	<input type="radio"/>	<input type="radio"/>	<input type="radio"/>	<input type="radio"/>	<input type="radio"/>	<input type="radio"/>	<input type="radio"/>	<input type="radio"/>
Clipsal Solis™ Power Points	<input type="radio"/>	<input type="radio"/>	<input type="radio"/>	<input type="radio"/>	<input type="radio"/>	<input type="radio"/>	<input type="radio"/>	<input type="radio"/>	<input type="radio"/>	<input type="radio"/>	<input type="radio"/>
Clipsal Solis™ T Series Switches	<input type="radio"/>	<input type="radio"/>	<input type="radio"/>	<input type="radio"/>	<input type="radio"/>	<input type="radio"/>	<input type="radio"/>	<input type="radio"/>	<input type="radio"/>	<input type="radio"/>	<input type="radio"/>
Clipsal Solis™ T Series Power Points	<input type="radio"/>	<input type="radio"/>	<input type="radio"/>	<input type="radio"/>	<input type="radio"/>	<input type="radio"/>	<input type="radio"/>	<input type="radio"/>	<input type="radio"/>	<input type="radio"/>	<input type="radio"/>
Iconic Switches						<input type="radio"/>		<input type="radio"/>	<input type="radio"/>	<input type="radio"/>	
Iconic Power Points						<input type="radio"/>		<input type="radio"/>	<input type="radio"/>	<input type="radio"/>	
Iconic Essence Switches	<input type="radio"/>	<input type="radio"/>	<input type="radio"/>	<input type="radio"/>	<input type="radio"/>		<input type="radio"/>	<input type="radio"/>			
Iconic Essence Power Points	<input type="radio"/>	<input type="radio"/>	<input type="radio"/>	<input type="radio"/>	<input type="radio"/>		<input type="radio"/>	<input type="radio"/>			
Iconic Styl Switches	<input type="radio"/>	<input type="radio"/>	<input type="radio"/>	<input type="radio"/>	<input type="radio"/>		<input type="radio"/>	<input type="radio"/>			
Iconic Styl Power Points	<input type="radio"/>	<input type="radio"/>	<input type="radio"/>	<input type="radio"/>	<input type="radio"/>		<input type="radio"/>	<input type="radio"/>			
Iconic Outdoor Switches										<input type="radio"/>	<input type="radio"/>
Iconic Outdoor Power Points										<input type="radio"/>	<input type="radio"/>
Iconic Outdoor Smart Power Points											<input type="radio"/>
Saturn Zen Switches			<input type="radio"/>	<input type="radio"/>	<input type="radio"/>						
Saturn Zen Power Points			<input type="radio"/>	<input type="radio"/>	<input type="radio"/>						
Metal Plate Switches			<input type="radio"/>	<input type="radio"/>	<input type="radio"/>						
Metal Plate Power Points			<input type="radio"/>	<input type="radio"/>	<input type="radio"/>						
Quad Power Point		<input type="radio"/>	<input type="radio"/>			<input type="radio"/>			<input type="radio"/>	<input type="radio"/>	
Quad Power Point with USB			<input type="radio"/>			<input type="radio"/>					
USB Type A+C Charger		<input type="radio"/>	<input type="radio"/>			<input type="radio"/>	<input type="radio"/>	<input type="radio"/>			
USB Type C Charger		<input type="radio"/>	<input type="radio"/>			<input type="radio"/>	<input type="radio"/>	<input type="radio"/>			
Data / TV / AV and Network Connectivity		<input type="radio"/>				<input type="radio"/>	<input type="radio"/>	<input type="radio"/>			
Pictogram Icons		<input type="radio"/>			<input type="radio"/>		<input type="radio"/>	<input type="radio"/>	<input type="radio"/>		
Backlit LED Switches	<input type="radio"/>				<input type="radio"/>		<input type="radio"/>	<input type="radio"/>	<input type="radio"/>		
Dimmer – Rotary / Pushbutton	<input type="radio"/>	<input type="radio"/>	<input type="radio"/>	<input type="radio"/>	<input type="radio"/>	<input type="radio"/>	<input type="radio"/>	<input type="radio"/>			
Multi-Way Switching	<input type="radio"/>		<input type="radio"/>				<input type="radio"/>				

										
Entrance, Hallway, and Stairs	Living Room	Kitchen	Dining Room	Bathroom	Home Office	Bedroom	Kid's Bedroom	Laundry	Garage	Outdoor

AIR MOVEMENT, HEATING, LIGHTING AND SENSORS

Classic Ceiling Fan		<input type="radio"/>				<input type="radio"/>	<input type="radio"/>	<input type="radio"/>			<input type="radio"/>
Iconic Sweep Fan		<input type="radio"/>				<input type="radio"/>	<input type="radio"/>	<input type="radio"/>			<input type="radio"/>
Exhaust Fan					<input type="radio"/>			<input type="radio"/>			
Fan / Light / Heater Unit					<input type="radio"/>						
LED Downlights	<input type="radio"/>	<input type="radio"/>	<input type="radio"/>	<input type="radio"/>	<input type="radio"/>	<input type="radio"/>	<input type="radio"/>	<input type="radio"/>	<input type="radio"/>	<input type="radio"/>	<input type="radio"/>
LED Floodlights											<input type="radio"/>
LED Ceiling Light	<input type="radio"/>							<input type="radio"/>			
LED Wall Lights											<input type="radio"/>
LED Batten Lights										<input type="radio"/>	
Iconic Night Walk Sensor Light	<input type="radio"/>				<input type="radio"/>					<input type="radio"/>	
Iconic PIR Motion Sensor – In Switch	<input type="radio"/>		<input type="radio"/>				<input type="radio"/>	<input type="radio"/>	<input type="radio"/>		
Infrascan Outdoor Motion Sensor	<input type="radio"/>										<input type="radio"/>
360° indoor sensor	<input type="radio"/>		<input type="radio"/>					<input type="radio"/>	<input type="radio"/>		

WISER SMART HOME

Wiser Hub		<input type="radio"/>									
Wiser Motion Sensor	<input type="radio"/>		<input type="radio"/>		<input type="radio"/>			<input type="radio"/>	<input type="radio"/>		
Wiser Temperature / Humidity Sensor		<input type="radio"/>		<input type="radio"/>	<input type="radio"/>		<input type="radio"/>	<input type="radio"/>			
Wiser Water Leakage Sensor			<input type="radio"/>		<input type="radio"/>			<input type="radio"/>			
Wiser Window / Door Sensor	<input type="radio"/>	<input type="radio"/>									
Wiser Battery Smart Photoelectric Smoke Alarm	<input type="radio"/>	<input type="radio"/>					<input type="radio"/>	<input type="radio"/>			
Wiser Hardwired Smart Photoelectric Smoke Alarm	<input type="radio"/>	<input type="radio"/>					<input type="radio"/>	<input type="radio"/>			
Wiser Connected Power Point	<input type="radio"/>	<input type="radio"/>	<input type="radio"/>	<input type="radio"/>	<input type="radio"/>	<input type="radio"/>	<input type="radio"/>	<input type="radio"/>	<input type="radio"/>		
Wiser Lighting Controller / Dimmer	<input type="radio"/>	<input type="radio"/>	<input type="radio"/>	<input type="radio"/>	<input type="radio"/>	<input type="radio"/>	<input type="radio"/>	<input type="radio"/>		<input type="radio"/>	<input type="radio"/>
Wiser Blind Controller		<input type="radio"/>		<input type="radio"/>		<input type="radio"/>	<input type="radio"/>				
Wiser 10AX Garage Door Controller										<input type="radio"/>	
SpaceLogic C-Bus	<input type="radio"/>	<input type="radio"/>	<input type="radio"/>	<input type="radio"/>	<input type="radio"/>	<input type="radio"/>	<input type="radio"/>	<input type="radio"/>	<input type="radio"/>	<input type="radio"/>	<input type="radio"/>

SAFETY

Switchboard										<input type="radio"/>	<input type="radio"/>
People Protection (RCD)										<input type="radio"/>	<input type="radio"/>
Equipment Protection (SPD)										<input type="radio"/>	<input type="radio"/>
Fire Protection (AFDD)										<input type="radio"/>	<input type="radio"/>
New Energy Protection (Solar, Battery, EV Protection with MAXBAR+)										<input type="radio"/>	<input type="radio"/>
Hardwired Photoelectric Smoke Alarm	<input type="radio"/>	<input type="radio"/>					<input type="radio"/>	<input type="radio"/>			
Battery Photoelectric Smoke Alarm	<input type="radio"/>	<input type="radio"/>					<input type="radio"/>	<input type="radio"/>			

EV CHARGING

Schneider Charge EV Charger										<input type="radio"/>	<input type="radio"/>
-----------------------------	--	--	--	--	--	--	--	--	--	-----------------------	-----------------------



AIR MOVEMENT, HEATING AND LED LIGHTING

Cool down on hot summer days and create a healthy and inviting home with our air movement, heating and lighting solutions.

Add your selected colour code to the catalogue number, e.g. X4HS1300-BK

CATALOGUE P 3 6



Ceiling Sweep Fans

X4HS1300-BK

Iconic 4 blade Ceiling Sweep Fan available in White or Black. Light sold separately.

Y3HS1300-WH

Classic 3 blade Ceiling Sweep Fan available in White or Black. Light sold separately.

P3HS1200AL

Airflow Performance Ceiling Sweep Fan. 3 or 4 blades. Available in White (WE) and Stainless Steel (SS) with or without Light (L)

Exhaust Fans

CEF30R-WE

CEF exhaust fan with ducting. Available with stylish round insert grille design

CEF30-WE

CEF exhaust fan with ducting. Available with stylish square grille design and inbuilt lighting option

CEF40N-WE

CEF exhaust fan with ducting. Available with stylish square grille design

CE200N / CE250N

Performance exhaust Fan with high airflow. Available with 200mm or 250mm fan blades



3in1 Light / Fan / Heaters

CPL7600ATP-WE

With backdraught shutter and ducting. 2 x 275W heat lamps

CPL7000FLH-WE

Flat LED panel with exhaust and blower heater

Downlight

TPDL1C3

7W, 750lm with colour changing output switch. Also with Brushed Chrome (BC) and Black (BK) trim options

TPDL1C3R

7W, 750lm with colour changing output switch. Also with Brushed Chrome (BC) and Black (BK) trim options

TPDLLG

Low Glare recessed LED Downlight available in white and black

TPDLLGBK

Low Glare recessed LED Downlight available in white and black

Ceiling Light

TPCLS

LED Ceiling Light 17W, 1700lm with colour changing light output switch.



Batten Lights

TPDB600

600mm, 20W/40W with colour changing output switch

TPDB1200

1200mm, 20W/40W with colour changing output switch

TPWP600

Weatherproof 600mm, 20W/40W with colour changing output switch

TPWP1200

Weatherproof 1200mm, 20W/40W with colour changing output switch

Floodlights

TPFLT30PSC

With power shifting and colour changing switch. Converts to 15W or 20W if required. Available in 50W and 100W versions

TPFLT20SEN

20W, with sensor

Spotlights

TPSF

Twin spotlight with sensor - Releasing mid-year 2025



Sensors

753R-WE

Infrascan 360° Indoor sensor

751R-WE

Infrascan corner mount indoor sensor

750WPR5-BK

1200mm, 20W/40W with colour changing output switch

WS226SSR/3-RG

Weatherproof 600mm, 20W/40W with colour changing output switch

Bulk Heads

TPBH

Bulk Head - Releasing mid-year 2025

Wall Lights

TPWLBK

Up-down wall light in Black - Releasing mid-year 2025

TPWL

Up-down wall light in Silver - Releasing mid-year 2025



WISER SMART HOME



A simple and scalable smart home and energy management solution that lets you control almost everything in your home from wherever you are with the tap of a screen or a voice command.



Wiser Hub

CLP502WH

Wiser 2nd Gen Hub



CLP592011

Wiser Water Leakage Sensor



CLP591011

Wiser Window / Door Sensor



CLP593011

Wiser Temperature / Humidity Smart Sensor



CLP595011

Wiser Motion Smart Sensor



Wiser Smart Smoke Alarms

755WSA

Wiser Smoke Alarm, 240V, Round



CLP599WSAL

Wiser Lithium Battery Smoke Alarm, Square



CLP599WSA

Wiser Smoke Alarm, 230V, Square



Wiser Iconic Mechanisms

41E2PBSWMZ-VW

Wiser Connected Smart Switch, 2AX, Zigbee



41EPBDWCLMZ-VW

Wiser Connected Dimmer, Zigbee



41E10PBSWMZ-VW

Wiser Connected Smart Switch, 10AX, Zigbee



Wiser Modules

CLP5011WSZ

Wiser Micro Module Switch



CLP5010WDZ

Wiser Micro Module Smart Dimmer



CLP5015WBZ

Wiser Micro Module Smart Blind Controller



Wiser Power Point Grids

3025CSGZ

Wiser Connected Double Power Point Grid, Zigbee



PowerTags

4CBEM1

PowerTag Energy, single Phase for MCBs



4CBEM3

PowerTag Energy, three Phase for MCBs.



4RCBEM4

PowerTag Energy, three phase for RCDs/RCBOs



A9XMC1D3

PowerTag Control, 2A



4RCBEM2

PowerTag Energy, single phase for RCBOs



SAFETY

Help protect your family, home and valued possessions



IP Switches

3043V44-VW
Waterproof switches
Available in 1 to 4 gang



Smoke Alarms

755PSMA4
Fire Tek® Surface Mount
Photoelectric Smoke Alarm



755RLPSMA4
Fire Tek® Surface
Mount Photoelectric
Smoke Alarm with
rechargeable lithium
backup battery



755PFM4

Fire Tek® Flush Mount
Photoelectric Smoke Alarm



755LPSMA4

Fire Tek® Surface Mount
Lithium battery powered
Photoelectric Smoke Alarm

Consult your
electrician
about the right
solution for
your home.

SEE PG 35 FOR
WISER SMART
SMOKE ALARMS



MAX9 Circuit Protection

MX9SB218S
New MAX9 switchboards
Available in 13 to 72 modules



People Protection (RCD) MX9R3116

MAX9 Residual
Current Devices
Available in: 6A to 40A; 10mA &
30mA; 1P+N & 3P+N variants



Equipment protection (SPD) MX9SP140

MAX9 Surge
Protection Devices
Available in 1P & 3P



Fire Protection (AFDD) MX9A3216

MAX9 Arc Fault
Detection Devices
All-in-one protection
available in 6A to 25A; 1P+N



New Energy Protection (Solar, Battery, EV Protection with MAXBAR+) MX9K108PP

MAXBAR+ New Energy
Protection Kit
Available in 1P & 3P



MAX9 PRO

MX9DB24S160
MAX9 PRO metal
chassis-style
distribution boards
Available in 24 to 72
modules

EV CHARGERS



Recharge your electric vehicle quickly, safely and cost effectively with a Schneider Charge EV Charger.



EV Chargers

EVH5A07N2C5 7.4KW 1P+N 5M Cable	EVH5A07N2C7 7.4KW 3P+N 7M Cable	EVH5A11N2C5 11KW 3P+N 5M Cable	EVH5A11N2C7 11KW 3P+N 7M Cable	EVH5A22N2S 7,4/11/22KW 1P/3PN T2S Socket
--	--	---	---	--

ICONIC OUTDOOR

Take your indoor style outdoors and create a safe and relaxing space all year round.



Weatherproof Switch and Power Points

O3041HA
Switch, 1 gang



O3015
Single power point



O3025
Double power point



Smart Weatherproof Switched Power Point

O3015T
Single power point with
Wiser Switch

Available in:
○ Extra White (XW)
● Black (BK)

Add your selected colour code to the catalogue number, e.g. O3041HA-BK.



ICONIC

The new everyday standard, Iconic has a modern, clean design that complements any style.

Available in:			
<input type="radio"/> Vivid White (VW)	<input type="radio"/> Cool Grey (CY)	<input type="radio"/> Anthracite (AN)	<input type="radio"/> Black (XB)
Edging colour available in:			
<input type="radio"/> Translucent	<input type="radio"/> Translucent	<input type="radio"/> Translucent	<input type="radio"/> Solid black
<input type="radio"/> Solid White (XW)			
Assembled product available in VW eg. 3041VA-VW, other coloured covers are available separately e.g. 3041C-XB			



Switches, Assembled

3041VA
Switch, 1 gang



3042VA
Switch, 2 gang



3043VA
Switch, 3 gang



3044VA
Switch, 4 gang



3045VA
Switch, 5 gang



3046VA
Switch, 6 gang



Switches, Architrave Assembled

3041AL
Architrave switch, 1 gang



3042AL
Architrave switch, 2 gang



Cooker Switch

3041/45
Single pole, 45A

3041D45
Double pole, 45A



Dimmers

41E300PBUD2SM-VW
Pushbutton (mechanism only)

42ELED2M-VW
Rotary (mechanism only)



Cover and Grid

3041VH-3046VH
1 to 6 gang plates for power, data or AV mechanisms



Cable Plate

3040CEP
Brush plate to tidy cables (VW only)



Power Points

3015
Single power point
Also in vertical: 3015V



3025
Double power point



3025XUA-VW + 40M32COOK-VW
Double power point with extra switch, marked "Cooker"



3015/4
Quad power point



3015/4XXUA
Quad power point with extra switches (less mechanisms)



3025V
Double vertical power point
Also in extra switch: 3025VA



Night Walk LED Cover

3025NW
Motion activated night light cover



USB Chargers

3025USB2
Double horizontal power point with USB-A ports



3025USBC
Double horizontal power point with USB-C fast charger



3025USBAC
Double horizontal power point with USB-A+C ports



Wisser Connected Power Point

3025CSC-VW + 3025CSGZ
Connected Power Point



ICONIC ESSENCE

With smooth, round wooden edges, Iconic Essence brings a hint of raw, rustic nature to the home.

Available in:

- Arctic White (AW)
- Ash Grey (AG)

Add your selected colour code to the catalogue number, e.g. E3041C-AG



Switch Cover

E3041C

Switch cover, 1 gang



E3042C

Switch cover, 2 gang



E3043C

Switch cover, 3 gang



E3044C

Switch cover, 4 gang



E3045C

Switch cover, 5 gang



E3046C

Switch cover, 6 gang

Switch Plates

E3041VA

Switch, Vertical,
1 Gang, 250VAC, 10AX

E3042VA

Switch, Vertical,
2 Gang, 250VAC, 10AX

E3043VA

Switch, Vertical,
3 Gang, 250VAC, 10AX

E3044VA

Switch, Vertical,
4 Gang, 250VAC, 10AX

E3045VA

Switch, Vertical,
5 Gang, 250VAC, 10AX

E3046VA

Switch, Vertical,
6 Gang, 250VAC, 10AX



Power Point Cover

E3015C

Single power point cover



E3015XC

Single power point with
extra switch cover



E3025C

Double power point cover



E3025XC

Double power point with
extra switch cover



E3015/4C

Quad power point cover

Power Point Plates

E3025

Power Outlet Skin,
Twin 250VAC, 10A

E3025XA

Power Outlet Skin, Twin,
250VAC, 10A, extra switch



E3015/4XXUAC

Quad power point with extra switches cover



Cooker Switch Cover

E3041/45C



Dimmers*

41E300PBUD2SM-VW
Pushbutton (mechanism only)

42ELED2M-VW

Rotary (mechanism only)



Wiser Cover

E3025CSC

Connected Power Point cover



USB Charger Cover

E3043USBC

USB charger cover, 3 gang



E3015/4XXUAC + 3015/4XXUAG
+ 2 x 40E2USBACM-VW + 40E2USBACCAP
Quad power point with USB A+C ports

*Knob and pushbuttons purchased separately



ICONIC STYL

Metallic switches and power points that add a luxe factor to the home.

Available in:

- Silver (SV)
- Silver Shadow (SH)
- Crowne (CE)

Add your selected colour code to the catalogue number, e.g. S3041C-CE



Switch Cover

S3041C

Switch cover, 1 gang



S3042C

Switch cover, 2 gang



S3043C

Switch cover, 3 gang



S3044C

Switch cover, 4 gang



S3045C

Switch cover, 5 gang



S3046C

Switch cover, 6 gang

Switch Plates

S3041VA

Switch, Vertical,
1 Gang, 250VAC, 10AX

S3042VA

Switch, Vertical,
2 Gang, 250VAC, 10AX

S3043VA

Switch, Vertical,
3 Gang, 250VAC, 10AX

S3044VA

Switch, Vertical,
4 Gang, 250VAC, 10AX

S3045VA

Switch, Vertical,
5 Gang, 250VAC, 10AX

S3046VA

Switch, Vertical,
6 Gang, 250VAC, 10AX



Power Point Cover

S3015C

Single power point cover



S3015XC

Single power point with
extra switch cover



S3025C

Double power point cover



S3025XC

Double power point with
extra switch cover



S3015/4C

Quad power point cover

Power Point Plates

S3025

Power Outlet Skin,
Twin 250VAC, 10A

S3025XA

Power Outlet Skin,
Twin, 250VAC, 10A,
extra switch



S3015/4XXUAC

Quad power point with extra switches cover



Cooker Switch Cover

S3041/45C



Dimmers*

41E300PBUD2SM-VW
Pushbutton (mechanism only)

42ELEDM2-VW
Rotary (mechanism only)



Wiser Cover

S3025CSC
Connected Power Point cover



USB Charger Cover

S3043USBC

USB charger cover, 3 gang





















S3015/4XXUAC + 3015/4XXUAG
+ 2 x 40E2USBACM-VW + 40E2USBACCAP
Quad power point with USB ports

*Knob and pushbuttons purchased separately

Pictogram rockers

Iconic® switches come standard with plain rockers, which you can customise with optional pictogram rockers.

Description	Pictogram	Iconic	Styl	Essence
FAN		40FR-VW	S40RF-SV S40RF-CE S40RF-SH	E40RF-AW E40RF-AG
LIGHT		40LR-VW	S40RL-SV S40RL-CE S40RL-SH	E40RL-AW E40RL-AG
HEAT		40HR-VW	S40RH-SV S40RH-CE S40RH-SH	E40RH-AW E40RH-AG
FRIDGE		40FRR-VW	x	x
SENSOR		40SR-VW	x	x
MICROWAVE		40MR-VW	x	x
AUTO/MANUAL	Auto Manual	40AMR-VW	x	x
AIRCOND		40ACR-VW	x	x
ALARM		40ALR-VW	x	x
BED 1		40BD1R-VW	S40BD1R-SV S40BD1R-CE S40BD1R-SH	E40BD1R-AW E40BD1R-AG
BED 2		40BD2R-VW	S40BD2R-SV S40BD2R-CE S40BD2R-SH	E40BD2R-AW E40BD2R-AG
BED 3		40BD3R-VW	S40BD3R-SV S40BD3R-CE S40BD3R-SH	E40BD3R-AW E40BD3R-AG
BED 4		40BD4R-VW	S40BD4R-SV S40BD4R-CE S40BD4R-SH	E40BD4R-AW E40BD4R-AG
BED		40BDR-VW	S40BDR-SV S40BDR-CE S40BDR-SH	E40BDR-AW E40BDR-AG
KITCHEN		40KR-VW	S40RK-SV S40RK-CE S40RK-SH	E40RK-AW E40RK-AG
DINING		40DR-VW	S40RD-SV S40RD-CE S40RD-SH	E40RD-AW E40RD-AG
STUDY		40STR-VW	S40STR-SV S40STR-CE S40STR-SH	E40STR-AW E40STR-AG
FAMILY		40FAR-VW	S40FAR-SV S40FAR-CE S40FAR-SH	E40FAR-AW E40FAR-AG
ZONE 1	Zone 1	40ZR1-VW	x	x
ZONE 2	Zone 2	40ZR2-VW	x	x
ZONE 3	Zone 3	40ZR3-VW	x	x
LOUNGE		40LOR-VW	S40RLO-SV S40LRLO-CE S40RLO-SH	E40RLO-AW E40RLO-AG
BLANK		40AR-VW	S40AR-SV S40AR-CE S40AR-SH	E40AR-AW E40AR-AG
32A	32A	40R32-VW	S40R32-SV S40R32-CE S40R32-SH	E40R32-AW E40R32-AG
SON-AOM-UOD	Sensor Off On Auto Off Manual Up Off Down	49MLBL	x	x
BLANK		49T-VW	x	49T-VW 49T-AG
COOKER	Cooker	x	S40R32C-SV S40R32C-CE S40R32C-SH S40CR-SV S40CR-CE S40CR-SH	E40R32C-AW E40R32C-AG E40CR-AW E40CR-AG



CLIPSAL SOLIS™

The refined design of Solis is brought to life in a simpler form with two smooth matte finishes – monochromatic simplicity at its finest.

Available in:

- Matte White (ZW)
- Matte Black (ZB)

Add your selected colour code to the catalogue number, e.g. 1041PA-ZW



Switches

1041PA
Switch, 1 gang



1042PA
Switch, 2 gang



1043PA
Switch, 3 gang



1044PA
Switch, 4 gang



Dimmers

1041PUA + 40RWDA + 41EPBDWCLMZ-VW
Rotary Wiser Dimmer



1041PUA + 40PWSA + 41EPBDWCLMZ-VW
Pushbutton Wiser Dimmer



Communication Plate

1043CP + 40RJ45SMA6C-TN
Data/TV Plate, 1-3 gang (plate only)



Power Points

1025
Double Power Point



1025XUA + 40PA + 40M
Double power point extra switch



1025XUA + 40PA32COOK + 40M32
Double power point with Cooker switch



1025USBC
Double Power Point with USB Type C Fast Charger



1010CSZ
Single Connected Power Point
Wiser compatible



CLIPSAL SOLIS™ T SERIES

Solis T Series is where classic design meets modern functionality, blending the old-school feel of robust toggles and brushed metal with modernist, perfect square edges and the thinnest of back plates.

Available in:

- White Ceramic (WC)
- Platinum Aluminium (PT)
- Ebony Aluminium (EA)
- Brushed Brass Aluminium

Add your selected colour code to the catalogue number, e.g. 1041TA-PT

P 4 4



Switches

1041TA

Switch, 1 gang



1042TA

Switch, 2 gang



1043TA

Switch, 3 gang



1044TA

Switch, 4 gang

C A T A L O G U E



Dimmers

041TUA + 40RWD + 41EPBDWCLMZ-VW

Rotary Wiser Dimmer



1041TUA + 40TWSA + 41EPBDWCLMZ-VW

Toggle Wiser Dimmer



Communication Plate

1043CP + 40RJ45SMA6C-TN

Data/TV Plate, 1-3 gang (plate only)



Power Points

1025

Double Power Point



1025XUA + 40PA + 40M

Double power point extra switch



1025XUA + 40PA32COOK + 40M32

Double power point with Cooker switch



1025USBC

Double Power Point with USB Type C Fast Charger



1010CSZ

Single Connected Power Point
Wiser compatible



SATURN ZEN

Add a sense of luxe and elegance to your décor. With a fingerprint resistant matte finish and minimalist clean lines, Saturn Zen will accentuate all your design details.

Available in:

- Zen White (ZW)
- Zen Black (ZB)

Add your selected colour code to the catalogue number, e.g. Z4061PBL-ZB



Switches*

Z4061PBL
Switch, 1 gang



Z4062PBL
Switch, 2 gang



Z4063PBL
Switch, 3 gang



Z4064PBL
Switch, 4 gang



Z4065PBL
Switch, 5 gang



Z4066PBL
Switch, 6 gang



Architrave Switches

Z4061AL
Switch, 1 gang



Z4062AL
Switch, 2 gang



Cooker Switch

Z4061/45
Single pole, 45A Pushbutton

Z4061D32
Double pole, 32A Pushbutton



Dimmers

Z4062EDIM-KB
Dimmer Knob Kit



Communication Wall Plates

Z4031VH
Vertical / horizontal 1 gang grid and plate assembly
Available in 1 to 4 and 6 gang**



Power Points

3015
Single power point



Z4025
Double power point



Z4025XA
Double power point with removable extra switch



Z4025H2
Quad power point



USB A charging port

Z4025USBC
Double power point with USB charger

*Includes optional LED
**Not available in 5 gang



FORMICA
VERTICAL USE ONLY
Brushed Brass
8423
DECORMETAL

METAL PLATE

Refined and minimal, these Stainless Steel switches and power points look superb in modern architectural interiors, while the Polished Brass models beautifully complement traditional décor.

Plate available in:

- Stainless Steel (BSL)
- Polished Brass (BBSL)

Base module available in:

- White (WE)
- Black (BK)

Add your selected colour code to the catalogue number, e.g. BSL31VA-BK



Switches

BSL31VA
Switch, 1 gang



BSL32VA
Switch, 2 gang



BSL33VA
Switch, 3 gang



BSL34VA
Switch, 4 gang



BSL35VA
Switch, 5 gang



BSL36VA
Switch, 6 gang



Architrave Switches

B31A
Switch, 1 gang



B32A
Switch, 2 gang



B33A
Switch, 3 gang



Dimmers

32ELEDM2-WE
Rotary (mechanism only)



Power Points

BSL15A
Single power point



BSL15XA
Single power point with removable extra switch



BSL25A
Double power point



BSL25XA
Double power point with extra switch

Your safety, our priority

The new rules for smoke alarms



Ensuring your home is protected

WHY REPLACE SMOKE ALARMS EVERY 10 YEARS?

Did you know that smoke alarms have a limited lifespan? After 10 years, it's crucial to replace your smoke alarm to ensure it continues to protect your family effectively.

STAY COMPLIANT, STAY SAFE

In Australia, smoke alarms must comply with Australian Standard AS 3786, meaning they should be photoelectric, interconnected, installed on every level of a dwelling, including inside each bedroom and hallways connecting bedrooms, and be either hardwired or powered by a non-removable 10-year battery; essentially requiring all smoke alarms in a home to activate simultaneously when one is triggered.

MAXIMISE YOUR PROTECTION

To ensure the highest level of safety, it's recommended to install smoke alarms in every room (excluding kitchens, laundries, and bathrooms) and interconnect them. This way, if one alarm detects smoke, all alarms will sound, giving you and your family the best chance to escape safely.

WHERE TO INSTALL YOUR SMOKE ALARMS

Proper placement is key. Avoid areas that might cause false alarms, such as near windows or air vents. For optimal protection, install alarms outside sleeping areas and on every level of your home.

Talk to your electrician about installation to keep your family safe and your home compliant with the latest standards.

Learn more at: clipsal.com/smoke-alarms

FOR THE
design devotee-ers



Imagine living in a home that truly reflects you. Your style, your personality, your finishing touches. Where every detail has been considered, with colours, textures and designs working together to create your unique space.

A space for impressive entertaining, that moves through the evening as you do, with subtle lighting and temperature control to set the mood. A space that looks as good as it feels and has the flexibility to evolve for whatever tomorrow brings.




This is electric home design from Clipsal.

Learn more at: clipsal.com/homebodies

Let us help you plan with professional design advice

Our professional electrical design consultants can provide advice or deliver a tailored home electrical and lighting plan that's right for you via an in person or virtual consultation.

This service is by appointment only. To view locations, make a booking or discover more please visit: clipsal.com/design or call **1300 669 925**



Or continue your journey online

MY HOME ENHANCER

Answer a few questions about your project and the My Home Enhancer will provide you with budgeting advice and personalised recommendations to help optimise your electrical plan.

Get started at clipsal.com/my-home-enhancer

CLIPSAL HOME HUB

The Home Hub has been designed as an all-in-one directory to make it easy for you to discover and explore everything Electric Home Design across our website.

Explore the Hub at clipsal.com/home-hub