




Air Conditioning Systems

MSZ-AP Series



AP Series

Streamlined Design to Blend in with Decor



The MSZ-AP Series is engineered for high performance and lower operating noise levels. It also features a streamlined design to blend in with decor.

- Capacity Range: 2.0/2.5/3.5/4.2/5.0/6.0/7.1/7.8
- Unit Dimensions (mm):
 - 760 (W) x 178 (D) x 250 (H) (AP20)
 - 798 (W) x 219 (D) x 299 (H) (AP25-50)
 - 1,000 (W) x 257 (D) x 325 (H) (AP60-80)
- Colour: Natural White
- 7 vane and 7 louver selectable from the remote*¹

Quiet Operation


A 'Quiet Mode' setting has been added to the fan speed settings, ensuring super quiet operation below 18dB*². Perfect for the bedroom; it's so quiet you'll check to see if it's on.

Vertical & Horizontal Vanes*¹

Vertical and horizontal vanes are double the size of the previous model, allowing the airflow direction to be adjusted and improving airflow control effectively. These functions can be activated at the touch of a button on your remote controller.

Dual Barrier Coating

The MSZ-AP Series has an advanced Dual Barrier Coating on its heat exchanger and facial surfaces that reduces dust and greasy dirt from adhering to it. This not only helps the unit stay cleaner for longer but also makes cleaning the unit easier. The image shows a simulated comparison of dirt over 10 years, with and without Dual Barrier Coating.



*¹ Excludes MSZ-AP20.

*² Model MSZ-AP25 in heating mode only.





Advanced Air Filtration*¹

The built-in Anti-Allergy Enzyme Filter works to trap allergens such as mould and bacteria by using enzymes retained in the filter to decompose them.

R32

R32 enables increased energy efficiency compared to R410A, with just one third of the global warming potential, the risk of environmental harm is greatly reduced.

Wi-Fi Control*²

Unlock the door to smarter heating and cooling systems, for total home comfort. This innovative technology connects your Mitsubishi Electric air conditioner to your smartphone, tablet or online account, giving you the freedom to fully control each unit on-the-go via an internet connection from anywhere in the world.

*¹ Excludes MSZ-AP20.

*² Optional Wi-Fi adapter required per unit.

Requires an internet connection and the App downloaded on your smartphone or tablet with the latest operating system available.

*³ To use Amazon Alexa to control your air conditioner you will need an Amazon Alexa Echo device.

*⁴ To use Google Assistant to control your air conditioner you will need a Google Home Smart speaker.




works with the
Google Assistant *⁴

Wi-Fi
CONTROL



MUZ-AP20/25/35/42



MUZ-AP50/60



MUZ-AP71/80



Product Specifications



MSZ-AP Series (Wall Mounted)				MSZ-AP20VG	MSZ-AP25VG(D*)	MSZ-AP35VG(D*)	MSZ-AP42VG(D*)	MSZ-AP50VG(D*)	
Indoor Unit				MSZ-AP20VG	MSZ-AP25VG(D*)	MSZ-AP35VG(D*)	MSZ-AP42VG(D*)	MSZ-AP50VG(D*)	
Outdoor Unit				MUZ-AP20VG	MUZ-AP25VG(D*)	MUZ-AP35VG(D*)	MUZ-AP42VG(D*)	MUZ-AP50VG(D*)	
Refrigerant				R32					
Cooling	Capacity [Rated] ^{*3}	kW		2.00	2.50	3.50	4.20	5.00	
	Capacity [Min-Max]	kW		0.60 - 2.70	1.10 - 3.60	1.10 - 4.10	0.90 - 4.80	1.40 - 6.20	
	Total Input [Rated] ^{*3}	kW		0.46	0.50	0.87	1.19	1.32	
	Total Input [Min-Max]	kW		0.23 - 1.16	0.21 - 0.99	0.21 - 1.18	0.15 - 1.90	0.30 - 2.23	
	EER			4.35	5.00	4.02	3.53	3.79	
	AEER			4.31	4.97	4.01	3.52	3.78	
	ZERL Star Rating ^{*1}		Hot		3.5	5.5	5.0	4.0	
			Average		3.5	5.0	4.5	3.5	4.0
			Cold		3.5	5.5	5.0	4.0	
	Running Current [Rated] ^{*2,3}	A		2.60		4.10	5.30	5.90	
Sound Pressure Level	In [Quiet-Lo-Mid-Hi-SHi]	dB(A)		21 - 26 - 30 - 35 - 42	19 - 24 - 31 - 38 - 44	19 - 24 - 31 - 38 - 45	26 - 29 - 35 - 40 - 46	28 - 33 - 39 - 44 - 49	
	Out [PWL]	dB(A)		47 (59)	46 (59)	50 (64)	51 (65)	54 (69)	
Air Volume (In) [Quiet-SHi]	L/S			58 - 115	82 - 205	82 - 223	90 - 223	100 - 258	
Heating	Capacity [Rated] ^{*4}	kW		2.50	3.20	3.70	5.40	6.00	
	Capacity [Min-Max]	kW		0.50 - 3.50	1.30 - 5.00	1.30 - 5.10	1.30 - 6.00	1.40 - 8.00	
	Total Input [Rated] ^{*4}	kW		0.60	0.67	0.81	1.43	1.62	
	Total Input [Min-Max]	kW		0.25 - 1.20	0.35 - 1.40	0.35 - 1.42	0.26 - 1.90	0.30 - 3.00	
	COP			4.17	4.78	4.57	3.78	3.70	
	ACOP			4.14	4.75	4.55	3.77	3.70	
	ZERL Star Rating ^{*1}		Hot		3.0	3.5		3.0	3.5
			Average		2.5	3.0		2.5	
			Cold		2.0	3.0	2.5	2.0	
	Running Current [Rated] ^{*2,4}	A		3.20	3.30	3.80	6.30	7.10	
Sound Pressure Level	In [Quiet-SHi]	dB(A)		21 - 26 - 30 - 35 - 42	18 - 25 - 31 - 38 - 42	19 - 25 - 31 - 38 - 45	26 - 29 - 35 - 40 - 46	28 - 33 - 38 - 43 - 48	
	Out [PWL]	dB(A)		48 (61)	49 (59)	50 (64)	52 (65)	56 (69)	
Air Volume (In) [Quiet-SHi]	L/S			62 - 122	82 - 190	82 - 215	88 - 233	93 - 268	
Indoor Unit	Input [Rated] (Cooling/Heating)	W		19/19	23/19	29/26	29/33	43/43	
	Dimensions [HxWxD]	mm		250 x 760 x 178	299 x 798 x 219				
	Weight	kg		8.2	10.5				
Outdoor Unit	Dimensions [HxWxD]	mm		550 x 800 x 285				714 x 800 x 285	
	Weight	kg		31.0	34.0/35.0		35.0/36.0	40.0/41.0	
	Breaker Size	A		10				16	
Piping	Diameter [Liquid/Gas]	mm		ø6.35/ø9.52				ø6.35/ø12.70	
	Max. Length/Height	m		20/12					
Guaranteed Operating Range [Outdoor]	Cooling	°C		-10 ~ 46					
	Heating	°C		-15 ~ 24					
Refrigerant Amount [Pre-Charged]	kg			0.55	0.70		1.00		

Notes:

- *1 Zoned Energy Rating Label - residential air conditioning star rating based on GEMS 2019 Determination.
- *2 Rated Load Amps (RLA) is based on nominal conditions. Use Maximum Circuit Amps (MCA) for power supply infrastructure sizing, etc.
- Test conditions are based on AS/NZS3823.1.1.

Rating Conditions:

- *3 Cooling: Indoor 27°C, D.B./19°C, W.B. Outdoor 35°C, D.B./24°C, W.B.
- *4 Heating: Indoor 20°C, D.B./15°C, W.B. Outdoor 7°C, D.B./6°C, W.B.

Product Specifications



MSZ-AP Series (Wall Mounted)					
Indoor Unit		MSZ-AP60VG(D*)	MSZ-AP71VG(D*)	MSZ-AP80VG(D*)	
Outdoor Unit		MUZ-AP60VG(D*)	MUZ-AP71VG(D*)	MUZ-AP80VG(D*)	
Refrigerant		R32			
Cooling	Capacity [Rated] ^{*3}	kW	6.00	7.10	7.80
	Capacity [Min-Max]	kW	1.40 - 7.30	2.00 - 8.70	2.00 - 9.20
	Total Input [Rated] ^{*3}	kW	1.59	2.01	2.36
	Total Input [Min-Max]	kW	0.24 - 2.35	0.43 - 3.03	0.43 - 3.20
	EER		3.77	3.53	3.31
	AEER		3.77	3.53	3.30
	ZERL Star Rating ^{*1}	Hot		4.0	3.5
		Average		3.5	3.0
		Cold		4.0	3.5
	Running Current [Rated] ^{*2,3}	A	7.10	8.80	10.80
Sound Pressure Level	In [Quiet-Lo-Mid-Hi-SHi]	dB(A)	29 - 37 - 41 - 45 - 48	30 - 37 - 41 - 45 - 49	30 - 37 - 41 - 45 - 53
	Out [PWL]	dB(A)	55 (69)	56 (69)	
Air Volume (In) [Quiet-SHi]	L/S	156 - 315	160 - 310	160 - 343	
Heating	Capacity [Rated] ^{*4}	kW	6.80	8.00	9.00
	Capacity [Min-Max]	kW	2.00 - 8.60	2.20 - 9.90	2.20 - 11.00
	Total Input [Rated] ^{*4}	kW	1.67	2.09	2.55
	Total Input [Min-Max]	kW	0.30 - 2.60	0.42 - 3.25	0.42 - 3.65
	COP		4.07	3.83	3.53
	ACOP		4.06	3.82	3.53
	ZERL Star Rating ^{*1}	Hot		3.0	
		Average		2.5	
		Cold		2.0	
	Running Current [Rated] ^{*2,4}	A	7.40	9.10	11.30
Sound Pressure Level	In [Quiet-SHi]	dB(A)	29 - 37 - 41 - 45 - 48	30 - 37 - 41 - 45 - 51	
	Out [PWL]	dB(A)	57 (69)	55 (69)	
Air Volume (In) [Quiet-SHi]	L/S	180 - 338	133 - 320		
Input [Rated] (Cooling/Heating)	W	45/49	42/45	55/45	
Indoor Unit	Dimensions [HxWxD]	mm	325 x 1100 x 257		
	Weight	kg	16.0	17.0	
Outdoor Unit	Dimensions [HxWxD]	mm	714 x 800 x 285	880 x 840 x 330	
	Weight	kg	40.0/41.0	55.0	
Piping	Breaker Size	A	16	20	
	Diameter [Liquid/Gas]	mm	ø6.35/ø12.70		
Guaranteed Operating Range [Outdoor]	Max. Length/Height	m	30/15		
	Cooling	°C	-10 ~ 46		
Refrigerant Amount [Pre-Charged]	Heating	°C	-15 ~ 24		
		kg	1.0	1.5	

Notes:

- *1 Zoned Energy Rating Label - residential air conditioning star rating based on GEMS 2019 Determination.
- *2 Rated Load Amps (RLA) is based on nominal conditions. Use Maximum Circuit Amps (MCA) for power supply infrastructure sizing, etc.
- Test conditions are based on AS/NZS3823.1.1.

Rating Conditions:

- *3 Cooling: Indoor 27°C, D.B./19°C, W.B. Outdoor 35°C, D.B./24°C, W.B.
- *4 Heating: Indoor 20°C, D.B./15°C, W.B. Outdoor 7°C, D.B./6°C, W.B.



MitsubishiElectric.com.au