

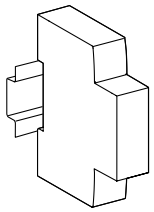
The Range

Clipsal offer an industry leading range of miniature circuit breakers (MCBs), which are ideal for retrofit installations or switchboards that are limited for space.

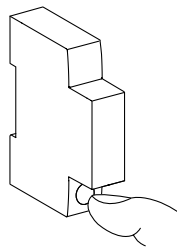
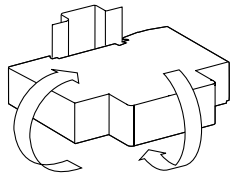
Clipsal MCBs are suitable for horizontal or vertical 35mm DIN rail mounting, with the option of a two-position clip. All Clipsal MCBs are moulded from heavy-duty material and are finger-proof, providing additional protection from live terminal contact.

Clipsal MAX9 MCBs include two types of operation:

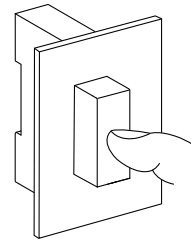
- Thermal, for normal overload.
- Magnetic, for short circuit situation.



35mm DIN rail installations



IP20 protection device only



IP40 protection device in modular enclosure

Miniature Circuit Breakers


Thermal operation

Occurs when the bi-metal strip **(1)**, is heated by the overload current and deflected. This trips the tripping lever which, with its spring action **(2)**, causes the contacts **(3)** to open.

Magnetic tripping

Is achieved by utilising the solenoid **(4)**, which causes the armature **(5)** in conjunction with the mechanical action of the spring **(2)** to open the MCB's contacts.

Note: The splitter plates **(6)** break up the ionised gas as the switch mechanism opens, extinguishing the arc.



Miniature Circuit Breakers

MAX9

Features and benefits:

- Unique new white finish for a fresh modern look.
- Standard characteristic is C-Curve suits most applications.
- Complete solution with 1, 2 & 3 pole versions.
- Option of 1P,2P & 3P 63A MCB with red toggle where MCB is used as main incomer.
- Base module = 18mm wide. Compact standardised and consistent module dimensions.
- Lift-up terminals. 'No hot spot' terminations and all cable strands are locked in.
- Combination head screws, choice of screwdrivers.
- MCB mechanism is free tripping and If the switch is held in the ON position, the MCB will still operate.
- Clipsal MCBs allow line or load cables to be connected at either top or bottom for greater installation flexibility.

Connection (1):

- Cable automatically guided to the correct position: terminals with guard.
- Insulated terminals IP20.
- Enhanced cable tear-off strength: serrated terminals.
- Fast closure.
- Bottom/Top side by tunnel terminals.

Positive contact indication (2):

- The presence of the green strip helps to ensure physical opening of the contacts and allows operations to be performed on the downstream circuit in complete peace of mind.

