

CASSIE 8W CCT4 SELECTABLE LED DOWNLIGHT WITH REFLECTOR IP44 DIMMABLE WHITE/BLACK

RCS8CCT4-01 RCS8CCT4-04

PLEASE READ INSTRUCTION BEFORE COMMENCING INSTALLATION AND RETAIN FOR FUTURE REFERENCES.

! Electrical products can cause death or injury, or damage to property. The Installation must be carried out by a qualified electrician.

Note:

Product technical information and specification may change over time without prior notification. For the latest technical information please visit our web site www.robust.com.au

220-240V~50/60Hz, Class II, IP44

Suitable for mounting on a normally flammable surface.

See website for compatible dimmer list: www.robust.com.au

Installation

1. Ensure mains supply is switched off before commencing work or changing colour temperature.
2. This luminaire requires a round hole Ø90mm cut into the ceiling for correct installation.
3. Before cutting, ensure that the hole does not impinge on joists, pipe work, cables or other building services.
4. Move switch on top of the fitting to select colour temperature: 3000K, 4000K, 5000K or 6500K
5. Connect supply: Insert plug in the socket.

Alternatively connect supply cables: Brown to Live, Blue to Neutral

6. Offer luminaire up to cut-out. Hold retention spring vertically against fitting body, push fitting through the cut-out until the springs come down on the upper side of the plasterboard.

Ensure that the fitting is secure and the bezel is tight against the ceiling

WARNING: DO NOT CHANGE CCT WHEN THE FITTING IS ON!!

Safety instruction

Warning

Luminaire marked as IC-F/IC-4 according to AS/NZS60598-2.2. IC-F/IC-4 Rating only applies when luminaires are installed in a ceiling with "Mineral Glass Fibre Type Insulation".

Building insulation abutting or within 100mm horizontally of the luminaire must meet the following requirements; 90°C for luminaire rating IC-F/IC-4, IC or CA80 and 150°C for luminaire rating CA135.

- a) Be of a type that can maintain its dimensions and structural integrity when exposed to the maximum surface temperatures of the class of luminaire, being 90°C.
- b) Be of a type able to withstand a 30 second needle flame test carried out in accordance with AS/NZS 60695.11.5 with the flame applied to all surfaces of the test sample.

Loose fill insulation as defined in NZS 4246 is not permitted to abut or cover this luminaire or be used anywhere near this downlight.

The installation must be carried out by a suitably qualified person.

Caution:

Recessed Luminaires may pose an increased risk of fire or property damage if not installed according to the instructions provided.

As specified in AS/NZS 60598.1, AS/NZS 60598.2.2, and AS/NZS 3000: 2007 Clause 4.5.2.3.3(a), the fitting complies with the requirements for the F Mark, meaning that the temperature of the fitting does not exceed 90°C when abutted to or covered with thermal insulation material.

Although the fitting may be safely covered with insulation material, we recommend that the luminaire be abutted to but not covered with insulation material in order to maximise the lifetime of the fitting. LED lifetime can be maximised by maintaining as low an operating temperature as possible.

Note: 1. The luminaire must be disconnected before carrying out any insulation resistance testing.

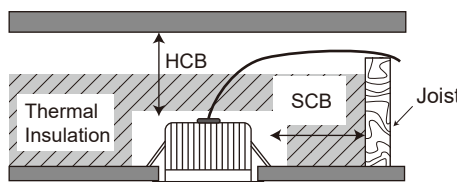
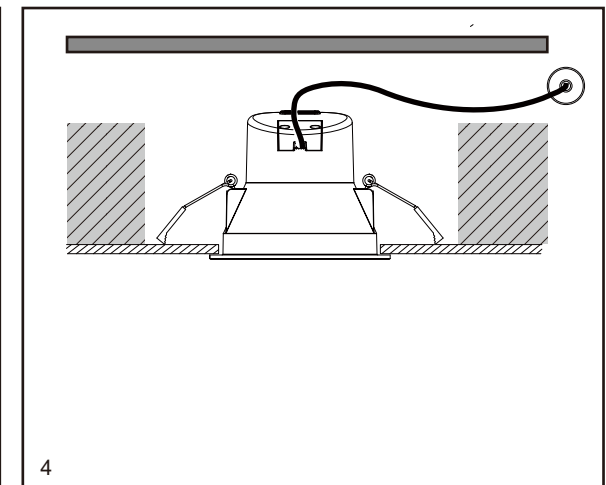
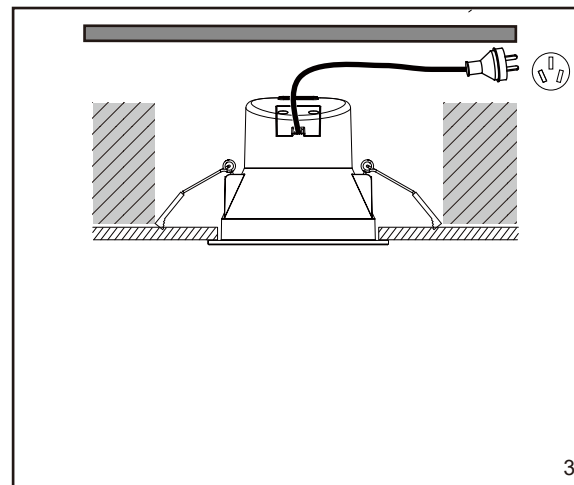
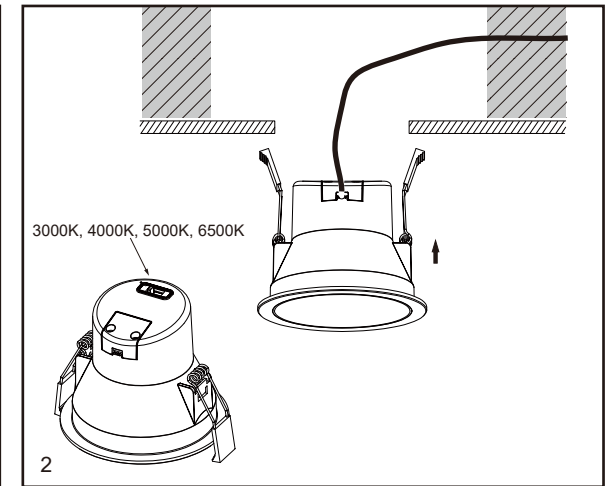
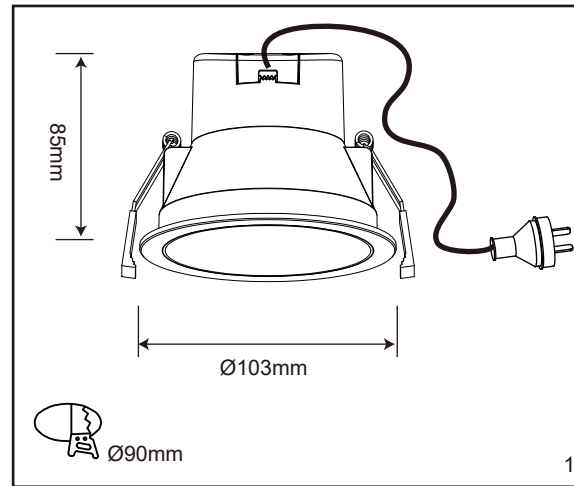
2. Ensure when working at height that proper care and procedures are employed along with suitable equipment used.

LED Group Australia Pty Limited
Suite B, 2 Pittwin Road
Capalaba
Queensland 4157
Australia

Tel: 07 3890 5444
Fax: 07 3890 4777
Email: purchases@robust.com
Website: www.robust.com.au

LED Group
Crowe Horwath
72 Trafalgar Street
NELSON 7010
New Zealand

Tel: +64 3668 5285
Email: nz_purchases@robust.com
Website: www.robustled.co.nz



Risk of Fire
Required clearance from structural members and building element
SCB = 0 HCB = 0

